

MIRRORS AND ACCESSORIES
C O L L E C T I O N

ANNO
ZERO

PROGETTO
G R O U P

ANNO
ZERO

MIRRORS AND ACCESSORIES

PROGETTO
G R O U P

INDICE





















MIRRORS

Dark side.....	20
Decorati Led.....	26
Cornici sabbiate.....	62
Sagomati.....	114
Filo lucido retroilluminato.....	130
Materic frame.....	152
Specchi contenitori.....	178
Specchi con mensola.....	200
New baroque.....	214
Incisi bisellati serigrafati.....	226
Filo lucido.....	246
Lampade.....	260

ACCESSORIES

Lady.....	264
Lord.....	268
Strip.....	272
Hang.....	280
XO.....	288
Rock.....	298
Twist.....	302
Cubic.....	308
Cubic+.....	318
Power.....	324
Hot.....	336
Dalmata.....	352
English.....	360
Flake.....	364
Piantane.....	368
Complementi doccia.....	400
Accessori da appoggio.....	414
Portabiancheria.....	426
Igiene professionale.....	428
Getta carta.....	432
Ricambi.....	436

FINITURE

	.10 - cromo - chrome		.32 - salvia opaco - matt sage
	.13 - oro - gold		.33 - cappuccino - cappuccino
	.14 - bronzo - bronze		.34 - corian - corian
	.16 - bianco opaco - matt white		.35 - plexiglass - plexiglass
	.17 - nero opaco - matt black		.36 - arancio opaco - matt orange
	.20 - nichel satinato - satin nickel		.37 - blu opaco - matt blue
	.22 - corten - corten		.38 - rosso opaco - matt red
	.24 - oro scuro satinato - satin dark gold		.40 - rame satinato - satin copper
	.28 - grigio freddo - iced grey		.41 - titanio satinato - satin titanium
	.31 - carta da zucchero - powder blue		.42 - oro satinato - satin gold

Progetto: sinonimo di qualità e tecnologia 100% made in Italy. Tutti i nostri articoli sono pensati, prodotti e confezionati dal nostro team di professionisti, con un'attenzione maniacale ai dettagli e alla sostenibilità.

La nostra sede è nel cuore della Toscana, a pochi chilometri da Firenze, nel territorio nord della provincia di Siena. Una terra celebrata per il gusto estetico, il genio creativo, l'equilibrio unico tra storia e innovazione, design e artigianalità, enogastronomia e paesaggi mozzafiato. Tra borghi medievali, città d'arte e antiche mura, Progetto affonda le sue radici in questa eredità secolare, proiettandosi verso il futuro.

Oggi celebriamo il nostro "Anno Zero": l'alba di una nuova era, dove tradizione e visione si fondono per tracciare strade inesplorate. Con obiettivi audaci, una rinnovata identità e l'impegno a superare ogni confine, scriviamo insieme il prossimo capitolo. Perché il vero design non ha limiti e il domani inizia adesso.

Project: synonymous with quality and technology 100% made in Italy. All our items are designed, produced and packaged by our team of professionals, with meticulous attention to detail and sustainability.

Our headquarters are located in the heart of Tuscany, a few kilometres from Florence, in the northern part of the province of Siena. A land celebrated for its aesthetic taste, creative genius, unique balance between history and innovation, design and craftsmanship, food and wine, and breathtaking landscapes. Among medieval villages, cities of art and ancient walls, Progetto has its roots in this centuries-old heritage, projecting itself towards the future.

Today we celebrate our "Year Zero": the dawn of a new era, where tradition and vision merge to chart unexplored paths. With bold goals, a renewed identity and a commitment to pushing boundaries, we are writing the next chapter together. Because true design has no limits and tomorrow starts now.

Specchi



Spline 22




Streaming 24



Shangai 28



Skyline 32



Ninja 40



Power 42



Vertigo 91



Mito 92



Diva 95




Clean 96



Jappo 98




Spleen 101



On Off 43



Cerchi nel grano 44



Strap 46



Bar Code 48



Spider 52



Manga 53



Avenue 102



Stela 105



Glenn 106




Jack 109



Saon 110



Duplex 113




Noodles 54



Crack 56



Ariel 57



Snake 58



Love 60



Linfa 64



Cloud 116



Bean 117



Blade 118



Stamp 119



Petra 120



Bluey 121



Ninfea 66



Pan 68



Ego 71



Notch 73



House 75



Marte 76



Match 122



Key 125




Abatjour 127




Astrid 129



Mirroring 132



Up&Down 134



Rondò 79



Mixer 81



Aura 82



Dado 84



Saturno 87



Infinity 88



Halo 136



Corner 139



Sole 141



Dome 142



Egg 144



Eclisse 146



Selene 149




Clever 150



Layer 154



Layer 155



Layer 158



Corten 160



Box 206



XO 208



Tape 210




Tape 212



Teodoro 216



Romeo 217




Corten 161



Elite 162




Exclusive 164




Belt 166



Joke 167



Light Belt 168



Edmond 218



Camillo 219




Arturo 220




Ennio 221




Alma 222



Tessa 223



Light Joke 169



Laster 170



Cross 172



Urano 175



Nettuno 176



Odeon 180



Diamante 224



Gemma 225



Off set 228




Off set 231



Mirabilis 232



Loto 234



Odeon 182



Cover 184



Cover 186



Fold 188




Fold 190



Secret 192



Loto II 236



Loto I 237



Maggie 239




Tiffany 241



Timeless 243



Alpha 244




Secret 194



Stone 196



Clip 198



Zero 16 202



Zero 16 203



Zero 16 205




Alex 248



Tablet 250



Pad 252



Tom 254



Hat 256



Hit 258



NUCLEO DEL NOSTRO IMPEGNO

Mission di Progetto è la creazione di oggetti capaci di riflettere la bellezza, l'eleganza e la funzionalità: specchi e accessori di altissima qualità capaci di trasformare ogni ambiente in un'esperienza artistica funzionale.

La passione per l'artigianato e per il design, la voglia di soddisfare le esigenze del cliente attraverso la personalizzazione e la creatività, ci portano a realizzare i nostri articoli in maniera eccellente.

In un'ottica sempre più green ed eco-friendly, i nostri specchi sono prodotti nel pieno rispetto dell'ambiente, prediligendo l'uso di vernici protettive senza piombo, l'impiego di oltre il 40% di vetro riciclato nella produzione di ogni specchio e l'impiego di lampade led ad alta efficienza energetica.

CORE OF OUR COMMITMENT

Progetto's mission is to create objects that reflect beauty, elegance and functionality: mirrors of the highest quality that can transform any environment into a functional artistic experience.

Our passion for craftsmanship and design, and our desire to satisfy our customers' needs through customization and creativity lead us to create our items in an excellent manner.

In an increasingly green and eco-friendly perspective, our mirrors are produced in full respect of the environment preferring lead-free protective paints, the use of over 40% recycled glass in the production of each mirror, and highly energy-efficient LED lamps.





RIFLESSI DI STORIE

Sinonimo di una scoperta giornaliera di sé è l'immagine riflessa nello specchio che ci rimanda la nostra storia personale e le nostre emozioni: Progetto offre la possibilità di ampliare ed arricchire gli spazi riflettenti utilizzando diversi stili, cornici e forme, offrendo così l'eventualità di vivere un'esperienza visiva sempre nuova e sorprendente ad ogni sguardo.

REFLECTIONS OF STORIES

Synonymous with daily self-discovery, our reflected image in the mirror reminds us of our personal history and our emotions: Progetto offers the possibility of expanding and enriching the reflective spaces by using different styles, frames and shapes, thus offering the chance of experiencing a new and surprising visual story at each glance.

DESIGN PERSONALIZZATO

La personalizzazione e la realizzazione su misura fanno degli specchi Progetto un elemento distintivo. Lo Stile rigoroso e pulito, si coniuga a forme sinuose, la cui bellezza si declina con funzionalità e praticità. La passione, la cura, l'esperienza e l'attenzione per i dettagli dei nostri artigiani trasformano ogni specchio in un'opera artistica che, oltre alla sua funzione pratica, muta l'ambiente in un'esperienza di life style raffinato ed elegante.

CUSTOMIZED DESIGN

Customization and made-to-measure design make Progetto mirrors distinctive. The rigorous and clean style is combined with sinuous shapes, whose beauty is combined with functionality and practicality. The passion, care, experience and attention to detail of our craftsmen turn each mirror into a work of art, which in addition to its practical function transform the room into a refined and elegant lifestyle experience.



ILLUMINAZIONE E TECNOLOGIA

Specchi e tecnologia stanno sempre più convergendo in uno stile creativo che offre la possibilità di vivere esperienze innovative. Il design dell'oggetto e della superficie specchiante, unito alla tecnologia d'illuminazione LED, sfocia nell'uso sapiente delle nuove tecnologie elettroniche che ci fanno vivere non solo un'esperienza di giochi di luce, ma anche la possibilità di un utilizzo interattivo completo.

LIGHTING AND TECHNOLOGY

Mirrors and technology are increasingly converging in a creative style that offers innovative experiences. The design of the object and the mirror surface, combined with the skillful use of LED lighting technology, result in the clever use of new electronic technologies that give us not only an experience of light effects, but also the possibility of a complete interactive experience.



Specchiante

Lo specchio deve riflettere le tue esigenze quotidiane oltre al tuo gusto personale. Progetto combina caratteristiche di resistenza, funzionalità e sostenibilità. Hanno uno spessore standard di 4 millimetri che li rende abbastanza resistenti e adatti per molteplici applicazioni. La superficie è trattata con un rivestimento anti-graffio, questo rende il più resistente ai graffi e alle abrasioni, mantenendo l'aspetto impeccabile nel tempo. Inoltre ogni specchio è prodotto con il 40% di vetro riciclato e il 20% in meno di vernice preservando MATERIALI E RISORSE. Non forniamo delle semplici superfici specchianti ma veri e propri complementi di arredo, pratici, funzionali e ultramoderni.

Reflection

A mirror must satisfy the everyday need as well as personal taste. Progetto combines functionality, resistance and sustainability. The standard thickness of 4 mm makes our mirrors resistant and suitable for many applications; the surface treated with a special anti-scratch coating makes the glass resistant to scratches and abrasions, and durable. Each mirror has a green soul: made with over 40% recycled glass and over 20% less paint, it preserves materials and resources, increasingly respecting our planet. Our mirrors are true furnishing accessories: functional, practical and designed to respect the environment.

Luminosità

Una luce brillante ed accogliente è ciò che fa iniziare bene la giornata: Progetto ti regala la luminosità ottimale a partire dal tuo specchio. La tecnologia LED permette una diffusione luminosa, efficiente e versatile, rivoluzionando la maniera di illuminare l'ambiente. Con le sue caratteristiche di elevata efficienza energetica, lunga durata e illuminazione istantanea, la tecnologia LED rende l'illuminazione immediata e performante. I nostri LED possono emettere una vasta gamma di tonalità: dal bianco caldo al bianco freddo, per creare atmosfere personalizzate e dinamiche in ogni ambiente.

Brightness

A Bright, welcoming light is what gets your day off to a good start: Progetto gives you optimal brightness starting with your mirror. LED technology allows efficient and versatile light diffusion, revolutionizing the way we illuminate the room. With its energy-efficient, long-lasting and instantaneous lighting characteristics, LED technology makes lighting immediate, versatile and high-performance. Our LEDs can issue a wide range of colors: from warm white to cool to create customized and dynamic atmospheres in any environment.

Tecnologia

Gli specchi tradizionali riflettono la nostra immagine, gli specchi tecnologici riflettono informazioni digitali che creano un'esperienza coinvolgente ed interattiva. Campo in rapida evoluzione, l'uso della tecnologia digitale applicata agli specchi permette di usufruire di funzionalità innovative che mirano a migliorare l'esperienza sensoriale dell'utente: funzionalità unita alla modernità.

Technology

Traditional mirrors reflect our image, technological mirrors reflect digital information that creates an immersive and interactive experience. A rapidly evolving field, the use of digital technology applied to mirrors allows for innovative features that aim to enhance the user's sensory experience: extended functionality combined with modernity.

Bathroom

Lo specchio è l'elemento cardine della sala da bagno: ne completa l'ambiente, ne crea una fonte luminosa aiutando a valorizzare il resto del contesto d'arredo. Uno specchio progettato con stile e funzionalità aumenta la percezione spaziale della stanza. Lo specchio contenitore concorre con furbizia ad organizzare i nostri oggetti; la scelta di forma e dimensione contribuisce a dare carattere e stile al nostro bagno.

Bathroom

The mirror is the cardinal element of the bathroom: it completes the ambience, creating a source of light and helping to enhance the rest of the furnishing context. A mirror designed with style and functionality increases the spatial perception of the room. The storage mirror cleverly helps to organize our objects; the choice of shape and size contributes to giving character and style to our bathroom.

Living

Dall'aspetto versatile, passando attraverso il design ed il materiale, dalle forme regolari alle più alternative, da incisioni illuminate a scritte motivazionali, potrai scegliere tra specchi da appoggio, a parete o interattivi per rendere la tua zona living assolutamente personalizzata. La tecnologia applicata ai nostri prodotti garantisce un'esperienza unica.

Living

From versatile looks through design and material, from contoured shapes to alternatives, from illuminated engravings to motivational lettering, choose from free-standing, wall-mounted or interactive mirrors to make your living area absolutely customized. The technology applied to our products guarantees a unique and interactive experience.

Sogni

Progetto regala un sogno. A figura intera, a mosaico, personalizzati o su misura, gli specchi Progetto sono perfetti per donare profondità alla camera da letto. Specchi a tutta parete aumentano gli spazi, specchi integrati nei mobili donano un tocco di eleganza, specchi decorativi diventano punti focali, specchi vanity completano l'area dedicata al make-up. Qualunque sia la tua esigenza i nostri specchi ti aiuteranno a realizzarla.

Dreams

Progetto gives you a dream. Full-length, mosaic, customized or tailored, Progetto mirrors are perfect for adding depth to the bedroom. Full-length mirrors increase space, mirrors integrated into furniture give a touch of elegance, decorative mirrors as focal points, vanity mirrors complete the make-up area: whatever your need, our mirrors will help you realize it.


CARATTERISTICHE



PROTEZIONE PROTECTION

Prodotti conformi agli standard IP44 offrono adeguata protezione dalla condensa e dagli schizzi, garantendo la sicurezza anche in ambienti difficili come il bagno.

IP44-compliant products offer adequate protection against condensation and splashes, ensuring that the devices remain safe and functional in any environment.



CLASSE DI ISOLAMENTO INSULATION CLASS

Con il doppio isolamento, i dispositivi elettronici installati sui nostri prodotti sono assolutamente sicuri. Questa classificazione è progettata per proteggere l'utente da eventuali scosse elettriche, anche in caso di guasto del primo livello di isolamento. With the built-in double insulation, the electronic devices installed in our products are absolutely safe. This classification is designed to protect the user from electric shocks, even in the event of a failure of the first insulation level.



C.E. C.E.

Progetto garantisce la sicurezza dei suoi prodotti, sottoponendoli alla valutazione di conformità delle normative europee, soddisfacendo così tutti i requisiti di sicurezza e salute dell'UE. Progetto guarantees the safety of its products by subjecting them to conformity assessment of European regulations, thus meeting all EU health and safety requirements.



GARANZIA 5 ANNI 5-YEAR WARRANTY

Garantiamo sostituzione o riparazione in caso di difetti di fabbricazione, problemi di riflessione o della superficie ed eventuali altre anomalie non riportabili alla normale usura o a danni accidentali durante il periodo di garanzia di 5 Anni. We guarantee replacement or repair in the event of manufacturing defects, reflection or surface problems or any other anomalies that cannot be attributed to normal wear and tear or accidental damage during the 5-year warranty period.



SPESSORE VETRO GLASS THICKNESS

Progetto produce specchi con uno spessore standard di 4mm, ottimo equilibrio tra robustezza e peso, che li rende durevoli e adatti per molteplici applicazioni, facendo in modo che possano resistere alle normali sollecitazioni quotidiane come pulizia e manutenzione, garantendo contemporaneamente un'ottima capacità di riflessione. Progetto manufactures mirrors with a standard thickness of 4 mm, an excellent balance between strength and weight, which makes them durable and suitable for many applications, ensuring that they can withstand normal daily stresses such as cleaning and maintenance, while at the same time providing excellent reflectivity.



TEMPERATURA KELVIN KELVIN TEMPERATURE

Progetto utilizza una temperatura di colore standard di 4000°k, adatta a produrre una luce neutra che richiama quella naturale diurna. Su richiesta, è possibile scegliere tra luce calda o fredda secondo l'uso e l'atmosfera desiderata. Progetto uses a standard color temperature of 4000k to produce a neutral light reminiscent of natural daylight. On request, it is possible to choose between warm or cold light depending on the use or the atmosphere that you prefer.



ILLUMINAZIONE LED LED LIGHTING

I nostri specchi sono illuminati grazie alla tecnologia LED, estremamente efficiente e performante rispetto alle tradizionali lampade. I LED, garantiscono un notevole risparmio energetico, favorendo una visione pura e reale. Our mirrors are only enlightened using LED technology, which is extremely efficient and high-performance compared to traditional lamps. LED, guarantee considerable energy savings, promote a pure and true vision of the different color gradations.



VETRO ECOLOGICO ECOLOGICAL GLASS

Tutti i nostri specchi sono trattati con una vernice di protezione senza piombo; le finiture sono a basso contenuto di composti organici volatili (VOC); il tutto per ridurre al minimo le emissioni nocive, promuovendo una qualità dell'aria interna più sana. All our mirrors are treated with a lead-free protective paint; the finishes are low in volatile organic compounds (VOC) - all to minimize harmful emissions and promote healthier indoor air quality.



MONTAGGIO REVERSIBILE REVERSIBLE MOUNTING

La possibilità di poter installare lo specchio in orizzontale o in verticale fa della reversibilità uno dei punti cardine dei nostri prodotti. Che siano esigenze di spazio o di design, grazie ad istruzioni semplici e chiare, l'installazione risulterà facile e pratica. The possibility to install the mirror horizontally or vertically makes reversibility one of the cornerstones of our products. Whether space or design requirements, simple and clear instructions make installation easy and practical.



SU MISURA CUSTOMIZED

Specchi su misura, sono l'opzione ideale quando si desidera l'adattabilità a specifiche esigenze. Tagliamo e modelliamo gli specchi in base a dimensioni e forma richieste, garantendo maggiore flessibilità e personalizzazione rispetto alle misure standard. Custom-made mirrors are the ideal option when adaptability to specific needs is desired. We cut and shape mirrors to the size and shape required, providing more flexibility and customization than standard.

OPTIONAL



INTERRUTTORE TOUCH TOUCH SWITCH

Comodo e moderno, il sistema di accensione/spengimento è attivabile semplicemente dalla superficie dello specchio dando inoltre la possibilità di regolare l'intensità luminosa con un tocco. Convenient and modern, the on/off system is simply activated from the surface of the mirror also giving the possibility to adjust the light intensity with a touch.



SPECCHIO INGRANDITORE ILLUMINATO MAGNIFYING MIRROR LED

L'illuminazione mirata si unisce all'ingrandimento 3x garantendo una luce uniforme e ben distribuita sul volto che fornisce condizioni ideali per agevolare la cura del viso o l'applicazione di un perfetto make up. Targeted illumination is combined with 3x magnification to ensure even, well-distributed light on the face, providing ideal conditions to facilitate facial care or the application of perfect make-up.



BLUETOOTH BLUETOOTH

Il sistema Bluetooth integrato consente di collegare dispositivi audio allo specchio, permettendo l'ascolto della musica o dei podcast preferiti. The integrated Bluetooth system enable audio devices to be connected to the mirror and allows you to listen to music or podcasts.



GRADINO PER RIVESTIMENTO CLADDING STEP

Opzione utile se si desidera installare lo specchio su una parete dove la fine del rivestimento cade in corrispondenza dello specchio, così da ottenere un risultato preciso e professionale. A useful option if you wish to recess the mirror into a wall or cabinet, or simply fit it to the step of the cladding, to achieve a clean and professional result.



DOPIO INTERRUTTORE TOUCH DUAL TOUCH SWITCH

L'utilizzo del doppio touch consente di gestire separatamente sia la luce (on/off e dimmer) dello specchio che l'attivazione della funzione antiappannante. The use of the double touch allows separate control of both the mirror light and the activation of the anti-fog function.



ANTIAPPANNANTE ANTIFOG

Accessorio che impedisce la formazione della fastidiosa patina di appannamento sulla superficie dello specchio, garantendo invece, che rimanga chiara anche in condizioni di ambienti umidi, come può essere la sala da bagno. A feature that prevents the formation of the annoying fogging film on the mirror surface, while ensuring that it remains clear even in damp environments, such as the bathroom.



ANTIOSSIDANTE ANTIOXIDANT

Trattamento che contribuisce a proteggere l'argentatura dello specchio dall'ossidazione e dall'opacizzazione, mantenendo intatta la sua chiarezza e lucentezza nel tempo. A feature that helps protect mirror glass from oxidation and dulling, keeping its clarity and shine intact over time.



BACKLIGHT BACKLIGHT

Su richiesta, è possibile, aggiungere la retroilluminazione anche su modelli non illuminati. It is possible, to add backlighting even on non-illuminated models.



SPECCHIO INGRANDITORE MAGNIFYING MIRROR

Optional utilissimo negli specchi da toilette per agevolare il trucco, la rasatura e la cura del viso grazie al suo potere ingrandente 3x. A very useful option in dressing mirrors to facilitate make-up, shaving and facial care thanks to its 3x magnifying power.



TIME, WEATHER, BLUETOOTH TIME, WEATHER, BLUETOOTH

Dispositivo versatile che garantisce l'interazione con la tecnologia domestica: bluetooth, touch, dimmer, orologio, data, temperatura della stanza, antiappannante, cambio colore da 2700 a 6000k, forniscono intrattenimento ed informazioni in modo ricco ed accattivante. A Versatile device that provides interaction with home technology: Bluetooth, touch, dimmer, clock, date, room temperature, anti-fog, color change from 2700 to 6000k, provide entertainment and information in a very eye-catching way.




PELLICOLA DI SICUREZZA SAFE FILM

Speciale pellicola protettiva applicata sulla superficie posteriore dello specchio per garantire la sicurezza in caso di rotture accidentali. Special protective film applied to the surface of the mirror to protect it from scratches and accidental damage.



LUCE DOWN DOWN LIGHT

L'illuminazione "Luce down" è progettata per distribuire uniformemente la luce sulla superficie del lavabo, creando un ambiente caldo ed elegante. Light down' lighting is designed to distribute light evenly over the basin surface, creating a warm and elegant ambience.



DARK SIDE

Oscuri, eleganti, ipnotici

Linea che reinterpreta la concezione tradizionale dell'intendere lo specchio, trasformandolo in un oggetto ricco di fascino, mistero, e sofisticata essenzialità. Realizzata con vetri altamente selezionati con controllo della luminosità e finiture avanzate, questi specchi catturano la luce per restituirla con riflessi profondi e satinati, ideali per ambienti in cui esaltare il contrasto ombra e materia.

DARK, ELEGANT, HYPNOTIC

Collection that reinterprets the traditional conception of the mirror, transforming it into an object full of charm, mystery, and sophisticated essentiality. Made of highly selected glass with luminosity control and advanced finishes, these mirrors capture the light and return it with deep, satin reflections, ideal for settings where the contrast between shadow and matter is enhanced.



Elemento di modernità ed interazione

Questo specchio offre un riflesso leggermente più scuro rispetto a uno specchio tradizionale, creando un'atmosfera sofisticata e discreta. La sua superficie, con una ridotta riflettività, dona un tocco contemporaneo e raffinato, ideale per ambienti ricercati. La vera magia si rivela quando la luce si spegne: lo specchio si trasforma, regalando l'effetto fantasma. Le aree luminose scompaiono, mentre le superfici rimangono perfettamente specchianti, creando un suggestivo gioco di trasparenze e riflessi. Perfetto per arredamenti moderni, contract o progetti dove design e innovazione si incontrano.

An element of modernity and interaction

This mirror offers a slightly darker reflection compared to a traditional one, creating a sophisticated and understated atmosphere. Its surface, with reduced reflectivity, adds a contemporary and refined touch, making it ideal for high-end environments.

The real magic is revealed when the lights go out: the mirror transforms, delivering a ghostly effect. The bright areas disappear, while the surfaces remain perfectly reflective, creating an intriguing play of transparency and reflections. Perfect for modern interiors, contract projects, or designs where style and innovation meet.



COD	L x H	W	Lum
1147.12070	120x70	39	4363
1147.14070	140x70	45	5034
1147.16070	160x70	51	5705
1147.17570	175x70	56	6260

Optional

- GA.01 Touch
- GA.09 Antioxidant

Plus
5
YRS

4
MM




CE

220
VOLT



IP44



COD

1148. "L" "H"

Al momento dell'ordine dovranno essere fornite le seguenti dimensioni

L x H

Dovrà essere specificata la dimensione dello schermo

The following dimensions must be provided when ordering:


L x H

The screen size must be specified

Optional

 GA.01 Touch

 GA.02 Antifog

 GA.09 Antioxidant

 GA.10 Safefilm

Plus
5
YRS

4
MM



CE

220
VOLT



IP44



Il QR code rimanda al link per seguire l'evoluzione del progetto

the QR code redirects to the link to follow the evolution of the project

DECORATI LED

Funzionalità ed arredo contemporaneo

L'integrazione dei LED può trasformare l'ambiente conferendogli stile e modernità. Fonte di illuminazione ed elemento decorativo, il LED crea un bagliore soffuso che aggiunge profondità ed effetto fluttuante al design. I motivi incisi o disegnati che vengono illuminati dai LED, aggiungono un tocco artistico e personalizzato alla camera, mentre le diverse tonalità di luce creano un'atmosfera soggettiva e sofisticata.

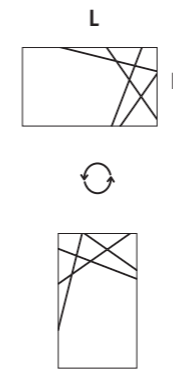
FUNCTIONALITY AND CONTEMPORARY DÉCOR

The integration of LEDs can transform a room, giving it style and modernity. A lighting source and decorative element, the LED creates a soft glow that adds depth and a floating effect to the design. Engraved or patterned motifs illuminated by LEDs add an artistic and personalized touch to the room, while different light tones create a subjective and sophisticated atmosphere.





Cornice in Acciaio Inox Satinato
Brushed Stainless Steel Frame



COD	L x H	W	Lum
1073.9070	90x70 cm	15	1740
1073.10070	100x70 cm	15	1740
1073.10570	105x70 cm	15	1740
1073.12070	120x70 cm	15	1740
1073.13570	135x70 cm	15	1740
1073.14070	140x70 cm	15	1740
1073.16070	160x70 cm	15	1740
1073.17570	175x70 cm	15	1740
1073.9050	90x50cm	11	1276
1073.10050	100x50 cm	11	1276
1073.10550	105x50cm	11	1276
1073.12050	120x50 cm	11	1276
1073.13550	135x50 cm	11	1276
1073.14050	140x50 cm	11	1276
1073.16050	160x50 cm	11	1276

Optional

- GA.01 Touch
- GA.01D Double Touch
- GA.04 Magnifying mirror
- GA.05 Magnifying mirror led
- GA.02 Antifog
- GA.07 Bluetooth
- GA.08 Time, weather, Bluetooth
- GA.09 Antioxidant
- GA.10 Safefilm
- GA.11 Step

Plus
5
YRS

4
MM



CE

220
VOLT



IP44



Realizzato attraverso tecnologie innovative lo specchio SHANGHAI ricorda l'omonimo gioco presentando, su di un lato, un motivo di linee rette interconnesse. Il connubio tra bordi semplici e puliti, forma geometrica ed effetto specchiante, completati dalla luce che lo attraversa, alleggerisce il design del prodotto allargando la percezione dell'ambiente.

Made by using innovative technology, the SHANGHAI mirror is reminiscent of the homonymous name, presenting a pattern of interconnected straight lines on one side. The combination of simple, clean edges, geometric shape and mirror effect, complemented by the light passing through it, lightens the design of the product and broadens the perception of the room.






Cornice in Acciaio Inox Satinato
Brushed Stainless Steel Frame

La serie Skyline, ideata da Bruna Rapisarda e prodotta da Progetto Group, offre specchi rettangolari versatili ed adattabili sia orizzontalmente che verticalmente, evocando l'immagine di un moderno grattacielo. La sapiente combinazione di diversi decori e misure ricreerà sulla parete uno sfondo mozzafiato.

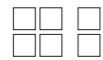

The Skyline series, designed by Bruna Rapisarda and produced by Progetto Group, offers versatile rectangular mirrors that can be adjusted both horizontally and vertically, evoking the image of a modern skyscraper. The skillful combination of different decors and sizes will create a stunning backdrop on the wall.



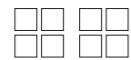



Cornice in Acciaio Inox Satinato
Brushed Stainless Steel Frame

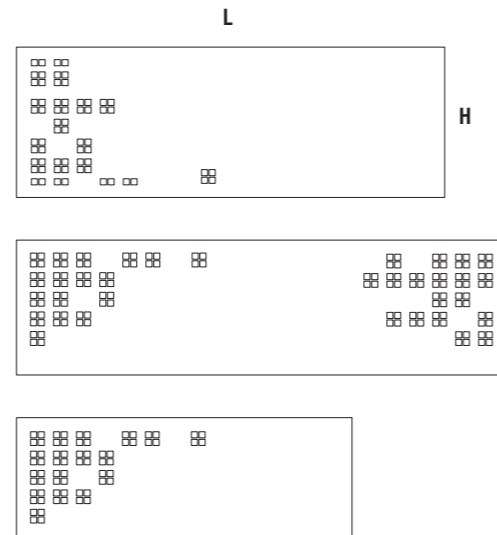
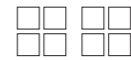

COD 1076



COD 1078



COD 1081



COD 1076	COD	L x H	W	Lum
	1076.10050	100x50 cm	42	4884
	1076.10550	105x50 cm	42	4884
	1076.12050	120x50 cm	42	4884
	1076.13550	135x50 cm	42	4884
	1076.14050	140x50 cm	42	4884
	1076.16050	160x50 cm	42	4884
	1076.17550	175x50 cm	42	4884
	1076.18050	180x50 cm	42	4884

COD 1078	COD	L x H	W	Lum
	1078.14045	140x45 cm	73	8491
	1078.16045	160x45 cm	73	8491
	1078.17545	175x45 cm	73	8491
	1078.18045	180x45 cm	73	8491

COD 1081	COD	L x H	W	Lum
	1081.9040	90x40 cm	36	4199
	1081.10040	100x40 cm	36	4199
	1081.10540	105x40 cm	36	4199
	1081.12040	120x40 cm	36	4199
	1081.13540	135x40 cm	36	4199
	1081.14040	140x40 cm	36	4199
	1081.16040	160x40 cm	36	4199
	1081.17540	175x40 cm	36	4199
	1081.18040	180x40 cm	36	4199

Optional

- GA.01 Touch
- GA.01D Double Touch
- GA.02 Antifog
- GA.07 Bluetooth
- GA.08 Time, weather, Bluetooth
- GA.09 Antioxidant
- GA.10 Safefilm
- GA.11 Step

Plus
5
YRS

4
MM



220
VOLT



IP44

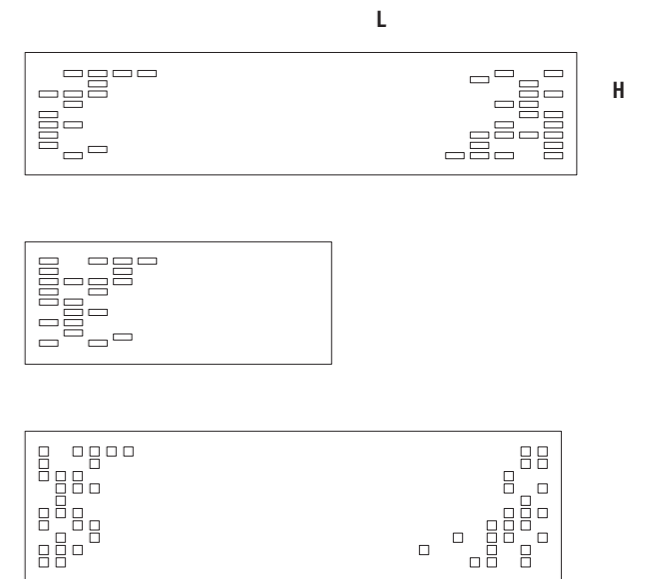
COD 1077



COD 1079



COD 1080



COD 1077	COD	L x H	W	Lum
	1077.12040	120x40 cm	68	7830
	1077.13540	135x40 cm	68	7830
	1077.14040	140x40 cm	68	7830
	1077.16040	160x40 cm	68	7830
	1077.17540	175x40 cm	68	7830
	1077.18040	180x40 cm	68	7830

COD 1079	COD	L x H	W	Lum
	1079.9040	90x40 cm	35	4083
	1079.10040	100x40 cm	35	4083
	1079.10540	105x40 cm	35	4083
	1079.12040	120x40 cm	35	4083
	1079.13540	135x40 cm	35	4083
	1079.14040	140x40 cm	35	4083
	1079.16040	160x40 cm	35	4083
	1079.17540	175x40 cm	35	4083
	1079.18040	180x40 cm	35	4083

COD 1080	COD	L x H	W	Lum
	1080.12050	120x50 cm	82	9547
	1080.13550	135x50 cm	82	9547
	1080.14050	140x50 cm	82	9547
	1080.16050	160x50 cm	82	9547
	1080.17550	175x50 cm	82	9547
	1080.18050	180x50 cm	82	9547

Optional

- GA.01 Touch
- GA.01D Double Touch
- GA.02 Antifog
- GA.07 Bluetooth
- GA.08 Time, weather, Bluetooth
- GA.09 Antioxidant
- GA.10 Safefilm
- GA.11 Step

Plus
5
YRS

4
MM




220
VOLT



IP44



Cornice in Acciaio Nero Opaco
Matt Black Steel Frame



Cod	Diam Ø	W	Lum
1074.D90	90 cm	25	2862
1074.D100	100 cm	28	3186
1074.D120	120 cm	34	3780
1074.D150	150 cm	42	4752

Optional

-  GA.01 Touch
-  GA.01D Double Touch
-  GA.02 Antifog
-  GA.07 Bluetooth
-  GA.09 Antioxidant
-  GA.10 Safeilm

Plus
5
YRS


4
MM



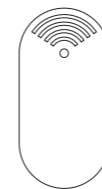
220
VOLT



IP44



Cornice in Acciaio Nero Opaco
Matt Black Steel Frame

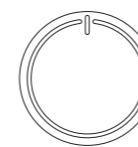


COD	L x H	W	Lum
1083.4080	40x80 cm	15	1740
1083.50100	50x100 cm	19	2158

- Optional**
- GA.01 Touch
 - GA.01D Double Touch
 - GA.02 Antifog
 - GA.09 Antioxidant
 - GA.10 Safefilm

Plus
5
YRS

4
MM



COD	Diam Ø	W	Lum
1082.D70	70 cm	20	2214
1082.D80	80 cm	23	2538
1082.D90	90 cm	25	2808
1082.D100	100 cm	28	3186

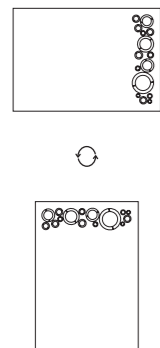

- Optional**
- GA.01 Touch
 - GA.01D Double Touch
 - GA.02 Antifog
 - GA.07 Bluetooth
 - GA.08 Time, weather, Bluetooth
 - GA.09 Antioxidant
 - GA.10 Safefilm

CE

220
VOLT



IP44



COD	L x H	W	Lum
1084.9070	90x70 cm	15	1728
1084.10070	100x70 cm	15	1728
1084.10570	105x70 cm	15	1728
1084.12070	120x70 cm	15	1728
1084.13570	135x70 cm	15	1728
1084.14070	140x70 cm	15	1728
1084.16070	160x70 cm	15	1728
1084.17570	175x70 cm	15	1728

Optional

- GA.01 Touch
- GA.01D Double Touch
- GA.04 Magnifying mirror
- GA.05 Magnifying mirror led
- GA.02 Antifog
- GA.07 Bluetooth
- GA.08 Time, weather, Bluetooth
- GA.09 Antioxidant
- GA.10 Safefilm
- GA.11 Step
- GA.12 Down light

Plus
5
YRS

4
MM



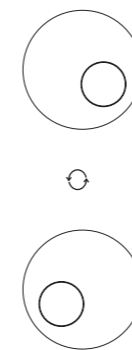
CE

220
VOLT












IP44





Cod	Diam Ø	W	Lum
1093.D80	80cm	81	9072
1093.D90	90 cm	90	10130
1093.D100	100 cm	99	11124
1093.D120	120 cm	118	13241

Optional

-  GA.01 Touch
-  GA.01D Double Touch
-  GA.04 Magnifying mirror
-  GA.05 Magnifying mirror led
-  GA.02 Antifog
-  GA.07 Bluetooth
-  GA.08 Time, weather, Bluetooth
-  GA.09 Antioxidant
-  GA.10 Safefilm


Plus
5
YRS4
MM

CE

220
VOLT

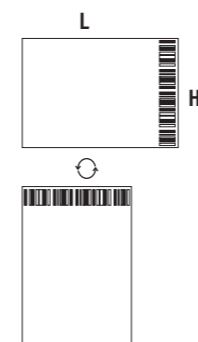
IP44

 Disponibile su richiesta per misure personalizzate. Available on request for custom sizes.

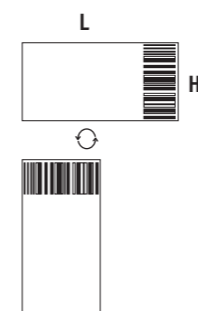
 Disponibile su richiesta lampada aggiuntiva v. pag.261 art. APP113. Available on request additional lamp on pag.261 art. APP113.



Cornice in Acciaio Inox Satinato
Brushed Stainless Steel Frame



COD	L x H	W	Lum
1134.9070	90x70 cm	39	4363
1134.10070	100x70 cm	39	4363
1134.10570	105x70 cm	39	4363
1134.12070	120x70 cm	39	4363
1134.13570	135x70 cm	39	4363
1134.14070	140x70 cm	39	4363
1134.16070	160x70 cm	39	4363
1134.17570	175x70 cm	39	4363



COD	L x H	W	Lum
1134.9050	90x50 cm	43	4860
1134.10050	100x50 cm	43	4860
1134.10550	105x50 cm	43	4860
1134.12050	120x50 cm	43	4860
1134.13550	135x50 cm	43	4860
1134.14050	140x50 cm	43	4860
1134.16050	160x50 cm	43	4860

Optional

- GA.01 Touch
- GA.01D Double Touch
- GA.04 Magnifying mirror
- GA.05 Magnifying mirror led
- GA.02 Antifog
- GA.07 Bluetooth
- GA.08 Time, weather, Bluetooth
- GA.09 Antioxidant
- GA.10 Safefilm
- GA.11 Step

Plus
5
YRS

4
MM



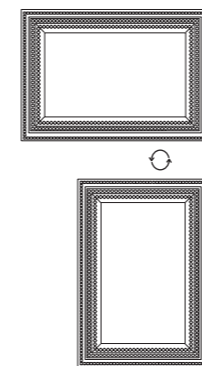

CE

220
VOLT




IP44





COD	L x H	W	Lum
1013.6060	60x60 cm	13	1426
1013.8060	80x60 cm	17	1858
1013.10070	100x70 cm	22	2506
1013.12080	120x80 cm	28	3154



COD	Diam Ø	W	Lum
1016.D70	70 cm	13	1490
1016.D80	80 cm	15	1696

Optional

- GA.01 Touch
- GA.01D Double Touch
- GA.02 Antifog
- GA.07 Bluetooth
- GA.10 Safefilm

Optional

- GA.01 Touch
- GA.01D Double Touch
- GA.02 Antifog
- GA.07 Bluetooth

Plus
5
YRS

4
MM



CE

220
VOLT



IP44



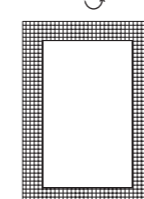
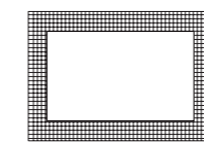


COD	Diam Ø	W	Lum
1017.D70	70 cm	13	1512
1017.D80	80 cm	16	1760

Optional

-  GA.01 Touch
-  GA.01D Double Touch
-  GA.02 Antifog
-  GA.07 Bluetooth
-  GA.08 Time, weather, Bluetooth

- Plus
- 5 YRS
- 4 MM
- 
- CE
- 220 VOLT
- 
- IP44





COD	L x H	W	Lum
1011.6060	60x60 cm	15	1728
1011.8060	80x60 cm	19	2160
1011.10070	100x70 cm	25	2808
1011.12080	120x80 cm	31	3456

COD	L x H	W	Lum
1012.6060	60x60 cm	14	1555
1012.8060	80x60 cm	18	1987
1012.10070	100x70 cm	23	2635
1012.12080	120x80 cm	29	3283

Optional

- GA.01 Touch
- GA.01D Double Touch
- GA.02 Antifog
- GA.07 Bluetooth
- GA.10 Safefilm

Optional

- GA.01 Touch
- GA.01D Double Touch
- GA.02 Antifog
- GA.07 Bluetooth
- GA.10 Safefilm

Plus
5
YRS

4
MM



CE

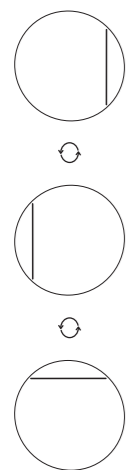
220
VOLT



IP44



Cornice in Acciaio Nero Opaco
Matt Black Steel Frame



COD	Diam Ø	W	Lum
1075.D80	80 cm	6	638
1075.D90	90 cm	6	731
1075.D100	100 cm	7	812
1075.D120	120 cm	8	974

Optional

-  GA.01 Touch
-  GA.01D Double Touch
-  GA.02 Antifog
-  GA.07 Bluetooth
-  GA.08 Time, weather, Bluetooth
-  GA.09 Antioxidant
-  GA.10 Safeilm
-  GA.13 Backlight

Plus
5
YRS

4
MM



CE

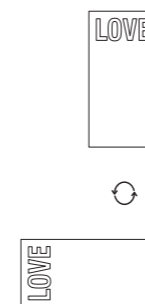
220
VOLT



IP44














LOVE



COD	L x H	W	Lum
1115.4080	40x80 cm	9	1037
1115.50100	50x100 cm	12	1339

Optional

-  GA.01 Touch
-  GA.01D Double Touch
-  GA.04 Magnifying mirror
-  GA.05 Magnifying mirror led
-  GA.02 Antifog
-  GA.07 Bluetooth
-  GA.08 Time, weather, Bluetooth
-  GA.09 Antioxidant
-  GA.10 Safefilm
-  GA.11 Step
-  GA.12 Down light

Plus
5
YRS

4
MM



CE

220
VOLT



IP44

CORNICI SABBIAATE



La forma si arricchisce di gocce di luce

Gli specchi con cornici sabbiatte sono piccole opere d'arte decorative che combinano il fascino dell'effetto opaco della sabbiatura alla funzionalità riflettente. La sabbiatura sulla cornice diffonde la luce in modo uniforme, creando un'illuminazione morbida e piacevole sulla parete ma gentile e delicata sui volti.

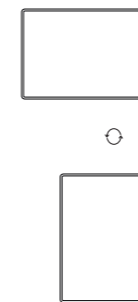
THE SHAPE ENRICHED WITH DROPS OF LIGHT

Mirrors with sandblasted frames are small, decorative works of art that combine the charm of the matt effect of sandblasting with the functionality of a mirror. The sandblasting on the frame diffuses the light evenly, creating a soft and pleasant illumination on the wall but gentle and delicate on faces.






Cornice sabbiata 1,5 cm
Sandblasting frame 1,5 cm



COD	L x H	W	Lum
1030.8060	80x60 cm	25	2808
1030.9070	90x70 cm	29	3240
1030.10070	100x70 cm	31	3456
1030.10570	105x70 cm	32	3564
1030.12070	120x70 cm	35	3888
1030.13570	135x70 cm	37	4212
1030.14070	140x70 cm	38	4320
1030.16070	160x70 cm	42	4752
1030.17570	175x70 cm	45	5076



Optional

-  GA.01 Touch
-  GA.01D Double Touch
-  GA.04 Magnifying mirror
-  GA.05 Magnifying mirror led
-  GA.02 Antifog
-  GA.07 Bluetooth
-  GA.08 Time, weather, Bluetooth
-  GA.10 Safefilm

- Plus
- 5 YRS
- 4 MM
- 
- CE
- 220 VOLT
- 
- IP44



Cornice sabbiata 4 cm
Sandblasting frame 4 cm



COD	L x H	W	Lum
1006.8060	80x60 cm	23	2592
1006.9070	90x70 cm	27	3024
1006.10070	100x70 cm	29	3240
1006.10570	105x70 cm	30	3348
1006.12070	120x70 cm	33	3672
1006.13570	135x70 cm	36	3996
1006.14070	140x70 cm	37	4104
1006.16070	160x70 cm	40	4536
1006.17570	175x70 cm	43	4860

Optional

- GA.01 Touch
- GA.01D Double Touch
- GA.04 Magnifying mirror
- GA.05 Magnifying mirror led
- GA.02 Antifog
- GA.07 Bluetooth
- GA.08 Time, weather, Bluetooth
- GA.10 Safe film

Plus
5
YRS


4
MM



220
VOLT



IP44





Cornice sabbiata 2,5 cm
Sandblasting frame 2,5 cm



COD	L x H	W	Lum
1031.8060	80x60 cm	24	2722
1031.9070	90x70 cm	28	3154
1031.10070	100x70 cm	30	3370
1031.10570	105x70 cm	31	3478
1031.12070	120x70 cm	34	3802
1031.13570	135x70 cm	37	4126
1031.14070	140x70 cm	38	4234
1031.16070	160x70 cm	41	4666
1031.17570	175x70 cm	44	4990

Optional

- GA.01 Touch
- GA.01D Double Touch
- GA.04 Magnifying mirror
- GA.05 Magnifying mirror led
- GA.02 Antifog
- GA.07 Bluetooth
- GA.08 Time, weather, Bluetooth
- GA.10 Safefilm

Plus
5
YRS

4
MM



CE


220
VOLT



IP44



Cornice sabbiata 1,5 cm
Sandblasting frame 1,5 cm



COD	L x H	W	Lum
1085.8060	80x60 cm	25	2808
1085.9070	90x70 cm	29	3240
1085.10070	100x70 cm	31	3456
1085.10570	105x70 cm	32	3564
1085.12070	120x70 cm	35	3888
1085.13570	135x70 cm	37	4212
1085.14070	140x70 cm	38	4320
1085.16070	160x70 cm	42	4752
1085.17570	175x70 cm	45	5076

Optional

- GA.01 Touch
- GA.01D Double Touch
- GA.04 Magnifying mirror
- GA.05 Magnifying mirror led
- GA.02 Antifog
- GA.07 Bluetooth
- GA.08 Time, weather, Bluetooth
- GA.10 Safe film

Plus
5
YRS


4
MM



220
VOLT

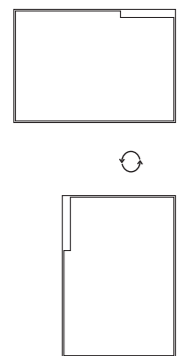


IP44





Cornice in Acciaio Inox Satinato
Brushed Stainless Steel Frame




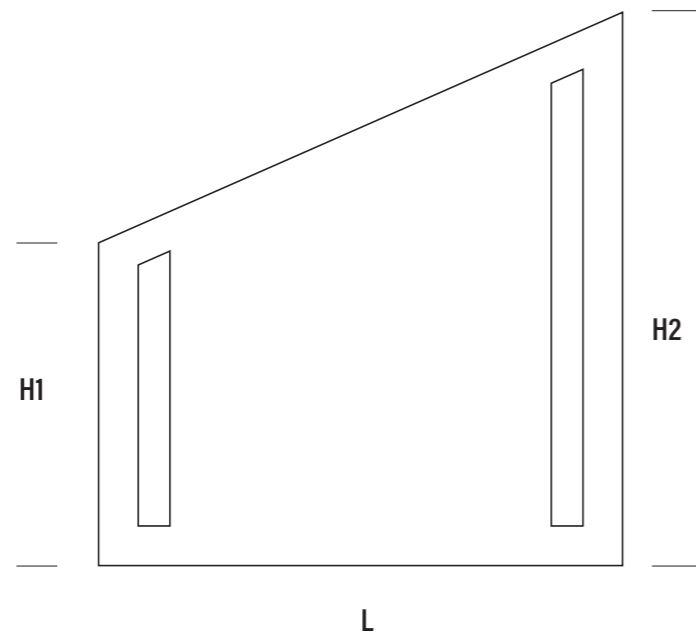
COD	L x H	W	Lum
1086.9070	90x70 cm	29	3283
1086.10070	100x70 cm	31	3499
1086.10570	105x70 cm	32	3607
1086.12070	120x70 cm	35	3931
1086.13570	135x70 cm	38	4255
1086.14070	140x70 cm	39	4363
1086.16070	160x70 cm	43	4795
1086.17570	175x70 cm	47	5335

Optional

- GA.01 Touch
- GA.01D Double Touch
- GA.02 Antifog
- GA.07 Bluetooth
- GA.08 Time, weather, Bluetooth
- GA.10 Safefilm

- Plus
- 5**
YRS
- 4**
MM
-
- CE**
- 220**
VOLT
-
- IP44**





COD

1087. "H1" "L" "H2"

al momento dell'ordine dovranno essere fornite le seguenti dimensioni

H1 x H2 x L

The following dimensions must be provided when ordering:

H1 x H2 x L


Optional

 GA.01 Touch

 GA.01D Double Touch

 GA.02 Antifog

 GA.07 Bluetooth

 GA.08 Time, weather, Bluetooth

 GA.09 Antioxidant

 GA.10 Safefilm

 GA.11 Step

 GA.12 Down light

Plus

5
YRS

4
MM





220
VOLT



IP44





COD	Diam Ø	W	Lum
1088.D70	70 cm	20	2203
1088.D80	80 cm	23	2538
1088.D90	90 cm	26	2884
1088.D100	100 cm	29	3218

Optional

-  GA.01 Touch
-  GA.01D Double Touch
-  GA.04 Magnifying mirror
-  GA.05 Magnifying mirror led
-  GA.02 Antifog
-  GA.07 Bluetooth
-  GA.08 Time, weather, Bluetooth
-  GA.10 Safe film

Plus
5
YRS

4
MM

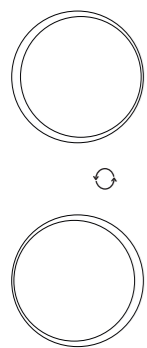


CE

220
VOLT



IP44



COD	Diam Ø	W	Lum
1089.D70	70 cm	18	2063
1089.D80	80 cm	21	2376
1089.D90	90 cm	24	2700
1089.D100	100 cm	26	2981

Optional

-  GA.01 Touch
-  GA.01D Double Touch
-  GA.04 Magnifying mirror
-  GA.05 Magnifying mirror led
-  GA.02 Antifog
-  GA.07 Bluetooth
-  GA.08 Time, weather, Bluetooth
-  GA.10 Safe film

Plus
5
YRS

4
MM

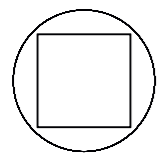



220
VOLT




IP44





COD	Diam Ø	W	Lum
1091.D80	80 cm	20	2366
1091.D100	100 cm	26	3016
1091.D120	120 cm	32	3666

Optional

-  GA.01 Touch
-  GA.01D Double Touch
-  GA.02 Antifog
-  GA.07 Bluetooth
-  GA.09 Antioxidant
-  GA.10 Safeilm

Plus
5
YRS

4
MM




CE

220
VOLT

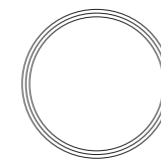


IP44













Cornice in Acciaio Nero Opaco
Matt Black Steel Frame



COD	Diam Ø	W	Lum
1090.D60	60 cm	15	1696
1090.D70	70 cm	18	2030
1090.D80	80 cm	21	2365
1090.D90	90 cm	24	2700
1090.D100	100 cm	27	3024

Optional

-  GA.01 Touch
-  GA.01D Double Touch
-  GA.04 Magnifying mirror
-  GA.02 Antifog
-  GA.07 Bluetooth
-  GA.08 Time, weather, Bluetooth
-  GA.09 Antioxidant
-  GA.10 Safefilm

Plus
5
YRS

4
MM

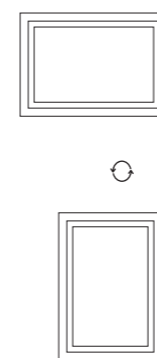




CE

220
VOLT



IP44



COD	L x H	W	Lum
1004.8060	80x60 cm	19	2160
1004.9070	90x70 cm	23	2592
1004.10070	100x70 cm	25	2808
1004.10570	105x70 cm	26	2916
1004.12070	120x70 cm	29	3240
1004.13570	135x70 cm	32	3564
1004.14070	140x70 cm	33	3672
1004.16070	160x70 cm	36	4104
1004.17570	175x70 cm	39	4428

Optional

- GA.01 Touch
- GA.01D Double Touch
- GA.04 Magnifying mirror
- GA.05 Magnifying mirror led
- GA.02 Antifog
- GA.07 Bluetooth
- GA.08 Time, weather, Bluetooth
- GA.09 Antioxidant
- GA.10 Safefilm
- GA.11 Step
- GA.12 Down light

Plus
5
YRS

4
MM



CE

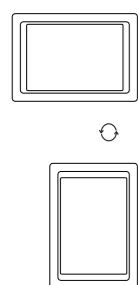

220
VOLT



IP44








Disponibile su richiesta per misure personalizzate. Available on request for custom sizes.

Disponibile su richiesta lampada aggiuntiva v. pag.260 Available on request additional lamp on pag.260



COD	L x H	W	Lum
1000.8060	80x60 cm	18	2074
1000.9070	90x70 cm	22	2506
1000.10070	100x70 cm	24	2722
1000.10570	105x70 cm	25	2830
1000.12070	120x70 cm	28	3154
1000.13570	135x70 cm	31	3478
1000.14070	140x70 cm	32	3586
1000.16070	160x70 cm	36	4018
1000.17570	175x70 cm	39	4342

Optional

-  GA.01 Touch
-  GA.01D Double Touch
-  GA.04 Magnifying mirror
-  GA.05 Magnifying mirror led
-  GA.02 Antifog
-  GA.07 Bluetooth
-  GA.08 Time, weather, Bluetooth
-  GA.09 Antioxidant
-  GA.10 Safe film
-  GA.11 Step
-  GA.12 Down light

Plus
5
YRS

4
MM




CE

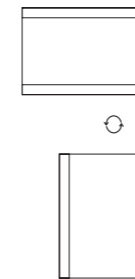

220
VOLT



IP44

 Disponibile su richiesta per misure personalizzate. Available on request for custom sizes.

 Disponibile su richiesta lampada aggiuntiva v. pag.260 Available on request additional lamp on pag.260



COD	L x H	W	Lum
1003.8060	80x60 cm	15	1728
1003.9070	90x70 cm	17	1944
1003.10070	100x70 cm	19	2160
1003.10570	105x70 cm	20	2268
1003.12070	120x70 cm	23	2592
1003.13570	135x70 cm	26	2916
1003.14070	140x70 cm	27	3024
1003.16070	160x70 cm	31	3456
1003.17570	175x70 cm	34	3780

Optional

- GA.01 Touch
- GA.01D Double Touch
- GA.04 Magnifying mirror
- GA.05 Magnifying mirror led
- GA.02 Antifog
- GA.07 Bluetooth
- GA.08 Time, weather, Bluetooth
- GA.10 Safefilm
- GA.11 Step

Plus
5
YRS

4
MM

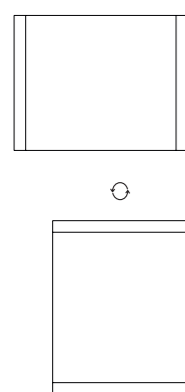


CE

220
VOLT



IP44



COD	L x H	W	Lum
1021.8060	80x60 cm	12	1296
1021.9070	90x70 cm	13	1512
1021.10070	100x70 cm	13	1512
1021.10570	105x70 cm	13	1512
1021.12070	120x70 cm	13	1512
1021.13570	135x70 cm	13	1512
1021.14070	140x70 cm	13	1512
1021.16070	160x70 cm	13	1512
1021.17570	175x70 cm	13	1512

Optional

- GA.01 Touch
- GA.01D Double Touch
- GA.04 Magnifying mirror
- GA.05 Magnifying mirror led
- GA.02 Antifog
- GA.07 Bluetooth
- GA.08 Time, weather, Bluetooth
- GA.10 Safefilm
- GA.12 Down light

Plus
5
YRS

4
MM



CE

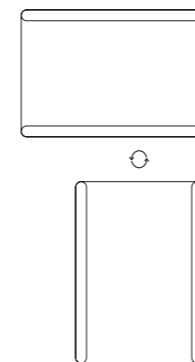
220
VOLT



IP44

Disponibile su richiesta per misure personalizzate. Available on request for custom sizes.

Disponibile su richiesta lampada aggiuntiva v. pag.260 Available on request additional lamp on pag.260



COD	L x H	W	Lum
1022.8060	80x60 cm	15	1728
1022.9070	90x70 cm	17	1944
1022.10070	100x70 cm	19	2160
1022.10570	105x70 cm	20	2268
1022.12070	120x70 cm	23	2608
1022.13570	135x70 cm	26	2916
1022.14070	140x70 cm	27	3024
1022.16070	160x70 cm	31	3456
1022.17570	175x70 cm	34	3780

Optional

- GA.01 Touch
- GA.01D Double Touch
- GA.04 Magnifying mirror
- GA.05 Magnifying mirror led
- GA.02 Antifog
- GA.07 Bluetooth
- GA.08 Time, weather, Bluetooth
- GA.10 Safe film
- GA.11 Step

Plus
5
YRS

4
MM

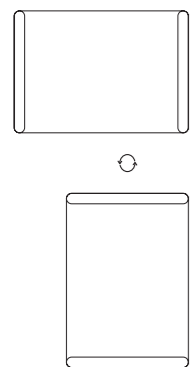



CE

220
VOLT



IP44



COD	L x H	W	Lum
1092.8060	80x60	12	1296
1092.9070	90x70	13	1512
1092.10070	100x70	13	1512
1092.10570	105x70	13	1512
1092.12070	120x70	13	1512
1092.13570	135x70	13	1512
1092.14070	140x70	13	1512
1092.16070	160x70	13	1512
1092.17570	175x70	13	1512

Optional

- GA.01 Touch
- GA.01D Double Touch
- GA.04 Magnifying mirror
- GA.05 Magnifying mirror led
- GA.02 Antifog
- GA.07 Bluetooth
- GA.08 Time, weather, Bluetooth
- GA.10 Safeilm
- GA.12 Down light

Plus
5
YRS

4
MM



CE

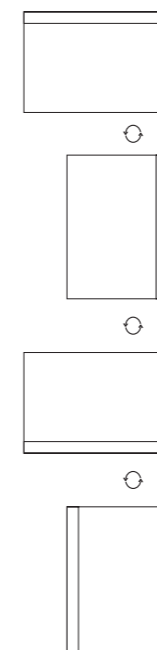

220
VOLT



IP44

Disponibile su richiesta per misure personalizzate. Available on request for custom sizes.

Disponibile su richiesta lampada aggiuntiva v. pag.260 Available on request additional lamp on pag.260



COD	L x H	W	Lum
1020.8060	80x60 cm	8	864
1020.9070	90x70 cm	9	972
1020.10070	100x70 cm	10	1080
1020.10570	105x70 cm	10	1134
1020.12070	120x70 cm	12	1296
1020.13570	135x70 cm	13	1458
1020.14070	140x70 cm	13	1512
1020.16070	160x70 cm	15	1728
1020.17570	175x70 cm	17	1890

Optional

- GA.01 Touch
- GA.01D Double Touch
- GA.04 Magnifying mirror
- GA.05 Magnifying mirror led
- GA.02 Antifog
- GA.07 Bluetooth
- GA.08 Time, weather, Bluetooth
- GA.10 Safefilm
- GA.11 Step
- GA.12 Down light

Plus
5
YRS

4
MM




CE

220
VOLT



IP44



COD	L x H	W	Lum
1005.8060	80x60 cm	10	1080
1005.9070	90x70 cm	12	1296
1005.10070	100x70 cm	12	1296
1005.10570	105x70 cm	12	1296
1005.12070	120x70 cm	12	1296
1005.13570	135x70 cm	12	1296
1005.14070	140x70 cm	12	1296
1005.16070	160x70 cm	12	1296
1005.17570	175x70 cm	12	1296

Optional

- GA.01 Touch
- GA.01D Double Touch
- GA.04 Magnifying mirror
- GA.05 Magnifying mirror led
- GA.02 Antifog
- GA.07 Bluetooth
- GA.08 Time, weather, Bluetooth
- GA.09 Antioxidant
- GA.10 Safefilm
- GA.11 Step
- GA.12 Down light

Plus
5
YRS

4
MM



CE

220
VOLT



IP44

Disponibile su richiesta per misure personalizzate. Available on request for custom sizes.

Disponibile su richiesta lampada aggiuntiva v. pag.260 Available on request additional lamp on pag.260



COD	L x H	W	Lum
1023.8060	80x60 cm	7	756
1023.9070	90x70 cm	8	864
1023.10070	100x70 cm	9	972
1023.10570	105x70 cm	9	1026
1023.12070	120x70 cm	11	1188
1023.13570	135x70 cm	12	1350
1023.14070	140x70 cm	12	1404
1023.16070	160x70 cm	14	1620
1023.17570	175x70 cm	16	1782

Optional

- GA.01 Touch
- GA.01D Double Touch
- GA.04 Magnifying mirror
- GA.05 Magnifying mirror led
- GA.02 Antifog
- GA.07 Bluetooth
- GA.08 Time, weather, Bluetooth
- GA.09 Antioxidant
- GA.10 Safefilm
- GA.11 Step
- GA.12 Down light

Plus
5
YRS

4
MM



CE

220
VOLT




IP44


Disponibile su richiesta per misure personalizzate. Available on request for custom sizes.

Disponibile su richiesta lampada aggiuntiva v. pag.260 Available on request additional lamp on pag.260





Cornice in Acciaio Inox Satinato
Brushed Stainless Steel Frame



COD	L x H	W	Lum
1094.8060	80x60 cm	12	1240
1094.9070	90x70 cm	14	1395
1094.10070	100x70 cm	15	1550
1094.10570	105x70 cm	16	1628
1094.12070	120x70 cm	18	1860
1094.13570	135x70 cm	20	2093
1094.14070	140x70 cm	21	2170
1094.16070	160x70 cm	24	2480
1094.17570	175x70 cm	26	2713

Optional

- GA.01 Touch
- GA.01D Double Touch
- GA.04 Magnifying mirror
- GA.05 Magnifying mirror led
- GA.02 Antifog
- GA.07 Bluetooth
- GA.08 Time, weather, Bluetooth
- GA.10 Safefilm

Plus
5
YRS

4
MM



CE


220
VOLT



IP44

Disponibile su richiesta per misure personalizzate. Available on request for custom sizes.

Disponibile su richiesta lampada aggiuntiva v. pag.260 Available on request additional lamp on pag.260












Cornice in Acciaio Inox Satinato
Brushed Stainless Steel Frame



COD	L x H	W	Lum
1095.8060	80x60 cm	18	1860
1095.9070	90x70 cm	21	2170
1095.10070	100x70 cm	21	2170
1095.10570	105x70 cm	21	2170
1095.12070	120x70 cm	21	2170
1095.13570	135x70 cm	21	2170
1095.14070	140x70 cm	21	2170
1095.16070	160x70 cm	21	2170
1095.17570	175x70 cm	21	2170

Optional

-  GA.01 Touch
-  GA.01D Double Touch
-  GA.04 Magnifying mirror
-  GA.05 Magnifying mirror led
-  GA.02 Antifog
-  GA.07 Bluetooth
-  GA.08 Time, weather, Bluetooth
-  GA.10 Safe film
-  GA.11 Step

Plus
5
YRS

4
MM



CE


220
VOLT



IP44


 Disponibile su richiesta per misure personalizzate. Available on request for custom sizes.

 Disponibile su richiesta lampada aggiuntiva v. pag.260 Available on request additional lamp on pag.260





Cornice in PVC Nero Opaco
Matt Black PVC Frame



COD	L x H	W	Lum
1097.8060	80x60 cm	7	821
1097.9070	90x70 cm	8	929
1097.10070	100x70 cm	9	1037
1097.10570	105x70 cm	10	1091
1097.12070	120x70 cm	11	1253
1097.13570	135x70 cm	13	1415
1097.14070	140x70 cm	13	1469
1097.16070	160x70 cm	15	1685
1097.17570	175x70 cm	16	1847

Optional

- GA.01 Touch
- GA.01D Double Touch
- GA.04 Magnifying mirror
- GA.05 Magnifying mirror led
- GA.02 Antifog
- GA.07 Bluetooth
- GA.08 Time, weather, Bluetooth
- GA.09 Antioxidant
- GA.10 Safefilm

Plus
5
YRS

4
MM



CE

220
VOLT



IP44

Disponibile su richiesta per misure personalizzate. Available on request for custom sizes.

Disponibile su richiesta lampada aggiuntiva v. pag.260 Available on request additional lamp on pag.260



Cornice in PVC Nero Opaco
Matt Black PVC Frame



COD	L x H	W	Lum
1096.8060	80x60 cm	11	1210
1096.9070	90x70 cm	13	1426
1096.10070	100x70 cm	13	1426
1096.10570	105x70 cm	13	1426
1096.12070	120x70 cm	13	1426
1096.13570	135x70 cm	13	1426
1096.14070	140x70 cm	13	1426
1096.16070	160x70 cm	13	1426
1096.17570	175x70 cm	13	1426

Optional

- GA.01 Touch
- GA.01D Double Touch
- GA.04 Magnifying mirror
- GA.05 Magnifying mirror led
- GA.02 Antifog
- GA.07 Bluetooth
- GA.08 Time, weather, Bluetooth
- GA.09 Antioxidant
- GA.10 Safefilm

Plus
5
YRS

4
MM



CE

220
VOLT





IP44

Disponibile su richiesta per misure personalizzate. Available on request for custom sizes.

Disponibile su richiesta lampada aggiuntiva v. pag.260 Available on request additional lamp on pag.260








powered by Cob Led



COD	L x H	W	Lum
1098.8060	80x60 cm	7	789
1098.9070	90x70 cm	8	905
1098.10070	100x70 cm	9	1021
1098.10570	105x70 cm	10	1079
1098.12070	120x70 cm	11	1253
1098.13570	135x70 cm	12	1427
1098.14070	140x70 cm	13	1485
1098.16070	160x70 cm	15	1717
1098.17570	175x70 cm	16	1891

Optional

-  GA.01 Touch
-  GA.01D Double Touch
-  GA.04 Magnifying mirror
-  GA.05 Magnifying mirror led
-  GA.02 Antifog
-  GA.07 Bluetooth
-  GA.08 Time, weather, Bluetooth
-  GA.09 Antioxidant
-  GA.10 Safefilm
-  GA.11 Step
-  GA.12 Down light

Plus
5
YRS

4
MM




CE


220
VOLT



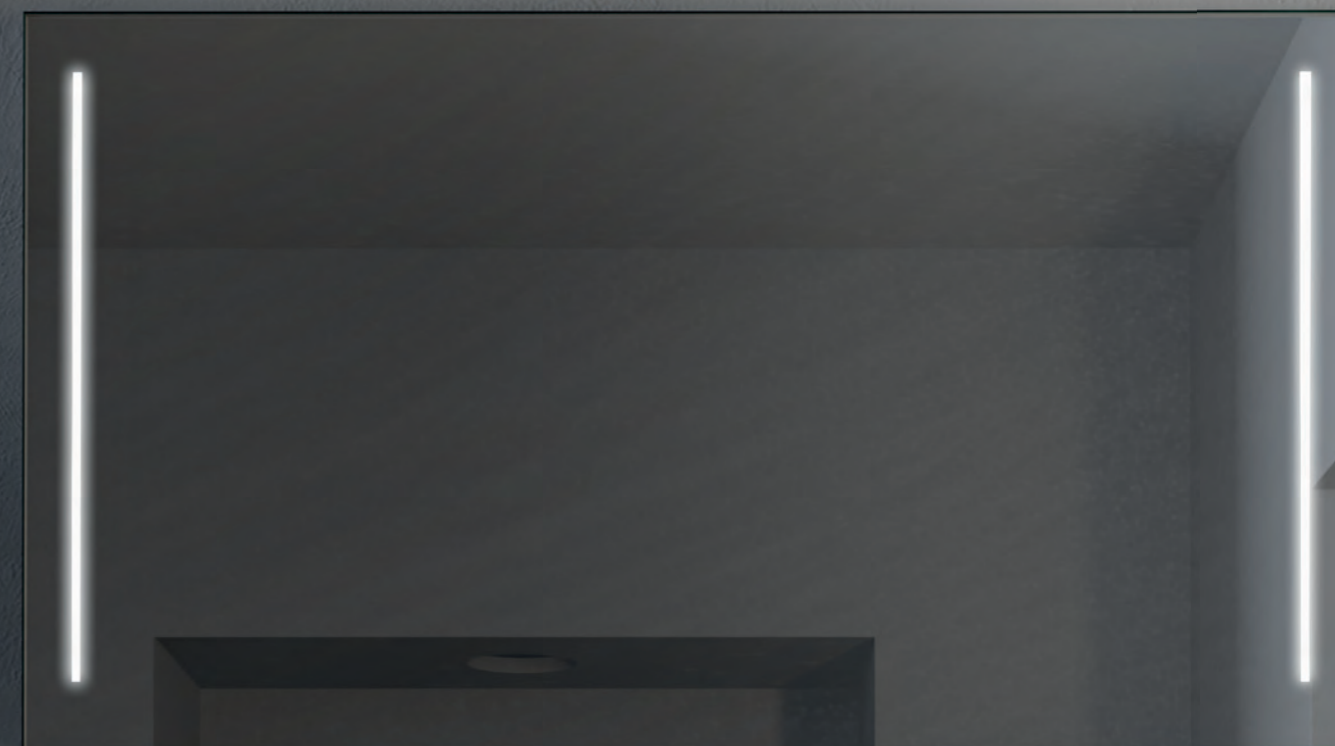
IP44

 Disponibile su richiesta per misure personalizzate. Available on request for custom sizes.

 Disponibile su richiesta lampada aggiuntiva v. pag.260 Available on request additional lamp on pag.260



powered by Cob Led



COD	L x H	W	Lum
1099.8060	80x60 cm	10	1114
1099.9070	90x70 cm	12	1346
1099.10070	100x70 cm	12	1346
1099.10570	105x70 cm	12	1346
1099.12070	120x70 cm	12	1346
1099.13570	135x70 cm	12	1346
1099.14070	140x70 cm	12	1346
1099.16070	160x70 cm	12	1346
1099.17570	175x70 cm	12	1346

Optional

- GA.01 Touch
- GA.01D Double Touch
- GA.04 Magnifying mirror
- GA.05 Magnifying mirror led
- GA.02 Antifog
- GA.07 Bluetooth
- GA.08 Time, weather, Bluetooth
- GA.09 Antioxidant
- GA.10 Safeilm
- GA.11 Step
- GA.12 Down light

Plus
5
YRS

4
MM



CE

220
VOLT



IP44

Disponibile su richiesta per misure personalizzate. Available on request for custom sizes.

Disponibile su richiesta lampada aggiuntiva v. pag.260 Available on request additional lamp on pag.260

SAGOMATI

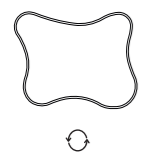
Sagoma e retroilluminazione per un uso flessibile

Caratterizzati da una grande varietà di forme e design, geometrie particolari e curve sinuose, gli specchi sagomati migliorano la visibilità per le attività quotidiane aggiungendo un tocco di originalità e luminosità agli spazi, creando un ambiente affascinante e giocoso che si adatta a qualsiasi stile di arredamento.

SHAPE AND BACKLIGHTING FOR FLEXIBLE USE

Characterized by a wide variety of shapes and designs, distinctive geometries and sinuous curves, contoured mirrors improve visibility for everyday activities by adding a touch of originality and brightness to spaces, creating a charming and playful ambience that fits in with any decorating style.



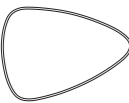


COD	L x H	W	Lum
1007.10075	100x75 cm	29	3283
1007.12090	120x90 cm	35	3942

- Optional**
- GA.01 Touch
 - GA.01D Double Touch
 - GA.02 Antifog
 - GA.07 Bluetooth
 - GA.08 Time, weather, Bluetooth
 - GA.10 Safe film

Plus
5
YRS

4
MM



COD	L x H	W	Lum
1105.10075	100x75 cm	25	2851

- Optional**
- GA.01 Touch
 - GA.01D Double Touch
 - GA.02 Antifog
 - GA.07 Bluetooth
 - GA.08 Time, weather, Bluetooth
 - GA.10 Safe film

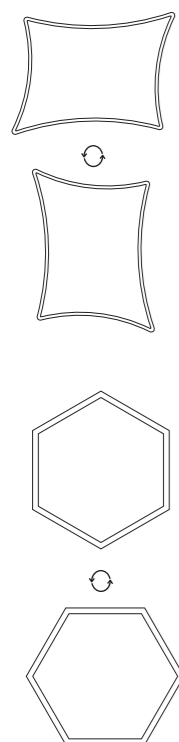
CE

220
VOLT



IP44





COD	L x H	W	Lum
1110.8060	80x60 cm	24	2749
1110.9070	90x70 cm	28	3213

- Optional**
- GA.01 Touch
 - GA.01D Double Touch
 - GA.02 Antifog
 - GA.07 Bluetooth
 - GA.08 Time, weather, Bluetooth
 - GA.10 Safefilm

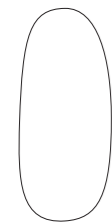
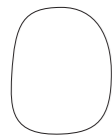
Plus
5 YRS
4 MM

COD	L x H	W	Lum
1109.6270	62x70 cm	19	2227

- Optional**
- GA.01 Touch
 - GA.01D Double Touch
 - GA.02 Antifog
 - GA.07 Bluetooth
 - GA.08 Time, weather, Bluetooth
 - GA.10 Safefilm

CE
220 VOLT
IP44





COD	L x H	W	Lum
1107.6580	65x80 cm	22	2484

COD	L x H	W	Lum
1106.65165	65x165 cm	38	4298

Optional

- GA.01 Touch
- GA.01D Double Touch
- GA.02 Antifog
- GA.07 Bluetooth
- GA.08 Time, weather, Bluetooth
- GA.09 Antioxidant
- GA.10 Safefilm

Optional

- GA.01 Touch
- GA.01D Double Touch
- GA.02 Antifog
- GA.07 Bluetooth
- GA.08 Time, weather, Bluetooth
- GA.09 Antioxidant
- GA.10 Safefilm

Plus
5
YRS

4
MM




CE

220
VOLT

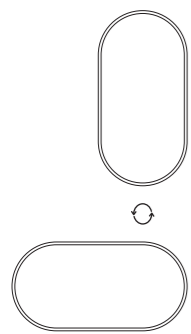


IP44





Cornice Serigrafata Nera
Black Screen-printed Frame



COD	L x H	W	Lum
1136.4585	45x85 cm	19	2117
1136.55105	55x105 cm	24	2678

Optional

- GA.01 Touch
- GA.01D Double Touch
- GA.02 Antifog
- GA.07 Bluetooth
- GA.08 Time, weather, Bluetooth
- GA.09 Antioxidant
- GA.10 Safefilm

Plus
5
YRS

4
MM



CE

220
VOLT



IP44





COD	L x H	W	Lum
1043.4185	41x85 cm	23	2604



COD	L x H	W	Lum
1043.50160	50x160 cm	40	4452

Optional

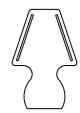
- GA.01 Touch
- GA.01D Double Touch
- GA.07 Bluetooth
- GA.08 Time, weather, Bluetooth
- GA.09 Antioxidant
- GA.10 Safefilm

Plus

- 5** YRS
- 4** MM
-
- CE**
- 220** VOLT
-
- IP44**



Cornice in Acciaio Inox Satinato
Brushed Stainless Steel Frame



COD	L x H	W	Lum
1045.5585	55x85 cm	8	886



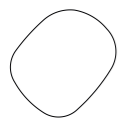
COD	L x H	W	Lum
1045.68170	68x170 cm	16	1750

Optional

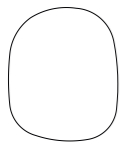
- GA.01 Touch
- GA.01D Double Touch
- GA.07 Bluetooth
- GA.08 Time, weather, Bluetooth
- GA.09 Antioxidant
- GA.10 Safefilm

- Plus
- 5 YRS
- 4 MM
-
- CE
- 220 VOLT
-
- IP44






COD	L x H
1160.6364.20	63x64 cm
1160.6364.40	63x64 cm
1160.6364.41	63x64 cm
1160.6364.42	63x64 cm



COD	L x H
1160.6580.20	65x80 cm
1160.6580.40	65x80 cm
1160.6580.41	65x80 cm
1160.6580.42	65x80 cm



COD	L x H
1160.65165.20	65x165 cm
1160.65165.40	65x165 cm
1160.65165.41	65x165 cm
1160.65165.42	65x165 cm

Optional

GA.01 Touch

GA.01D Double Touch

GA.02 Antifog

GA.10 Safefilm

GA.13 Backlight

Plus
5
YRS

4
MM



CE

220
VOLT



IP44



FILO LUCIDO RETROILLUMINATO

Semplice funzionalità

Lo specchio filo lucido si distingue per la sua cornice sottile e quasi impercettibile. Sua caratteristica è un'estetica pulita e contemporanea, dove la luce sembra emergere dallo specchio stesso, aggiungendo profondità e luminosità allo spazio circostante.

La sua versatilità lo rende facilmente adattabile a più contesti d'arredamento, coniugandosi bene con bagni moderni, camere da letto eleganti ed altre aree della casa.

SIMPLE FUNCTIONALITY

The mirror with polished edges is distinguished by its thin, almost invisible frame. Its characteristic is a clean and contemporary aesthetic, where light seems to emerge from the mirror itself, adding depth and brightness to the surrounding space. Its versatility makes it easily adaptable to several furnishing contexts, blending well with modern bathrooms, elegant bedrooms and other areas of the home.





COD	L x H	W	Lum
1149.12070	120x70	36	6570
1149.14070	140x70	40	7200
1149.16070	160x70	44	7920
1149.17570	175x70	47	8460

Optional

 GA.01 Touch

 GA.02 Antifog

 GA.09 Antioxidant

 GA.10 Safefilm

Plus
5
YRS

4
MM



CE

220
VOLT

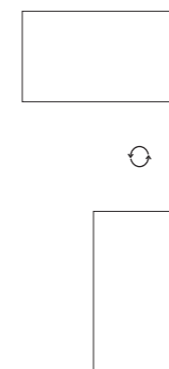


IP44



Il QR code rimanda al link
per seguire l'evoluzione del progetto

the QR code redirects
to the link to follow the evolution of the project



COD	L x H	W	Lum
1001.8060	80x60 cm	15	1728
1001.9070	90x70 cm	17	1944
1001.10070	100x70 cm	19	2160
1001.10570	105x70 cm	20	2268
1001.12070	120x70 cm	23	2592
1001.13570	135x70 cm	26	2916
1001.14070	140x70 cm	27	3024
1001.16070	160x70 cm	31	3456
1001.17570	175x70 cm	34	3780

Optional

- GA.01 Touch
- GA.01D Double Touch
- GA.04 Magnifying mirror
- GA.05 Magnifying mirror led
- GA.02 Antifog
- GA.07 Bluetooth
- GA.08 Time, weather, Bluetooth
- GA.09 Antioxidant
- GA.10 Safefilm
- GA.11 Step

Plus
5
YRS

4
MM




CE

220
VOLT



IP44



COD	L x H	W	Lum
1002.8060	80x60 cm	26	2894
1002.9070	90x70 cm	29	3305
1002.10070	100x70 cm	31	3521
1002.10570	105x70 cm	32	3629
1002.12070	120x70 cm	35	3953
1002.13570	135x70 cm	38	4277
1002.14070	140x70 cm	39	4385
1002.16070	160x70 cm	43	4817
1002.17570	175x70 cm	46	5141

Optional

- GA.01 Touch
- GA.01D Double Touch
- GA.04 Magnifying mirror
- GA.05 Magnifying mirror led
- GA.02 Antifog
- GA.07 Bluetooth
- GA.08 Time, weather, Bluetooth
- GA.09 Antioxidant
- GA.10 Safeilm

Plus
5
YRS

4
MM





CE

220
VOLT



IP44





COD	L x H	W	Lum
1035.8060	80x60 cm	26	2894
1035.9070	90x70 cm	29	3305
1035.10070	100x70 cm	31	3521
1035.10570	105x70 cm	32	3629
1035.12070	120x70 cm	35	3953
1035.13570	135x70 cm	38	4277
1035.14070	140x70 cm	39	4385
1035.16070	160x70 cm	43	4817
1035.17570	175x70 cm	46	5141

Optional

- GA.01 Touch
- GA.01D Double Touch
- GA.04 Magnifying mirror
- GA.05 Magnifying mirror led
- GA.02 Antifog
- GA.07 Bluetooth
- GA.08 Time, weather, Bluetooth
- GA.09 Antioxidant
- GA.10 Safefilm

Plus
5
YRS

4
MM




CE

220
VOLT








IP44



COD	Diam Ø	W	Lum
1111.D60	60 cm	17	1944
1111.D70	70 cm	20	2268
1111.D80	80 cm	23	2592
1111.D90	90 cm	26	2916
1111.D100	100 cm	29	3240
1111.D120	120 cm	35	3910

Optional

-  GA.01 Touch
-  GA.01D Double Touch
-  GA.04 Magnifying mirror
-  GA.05 Magnifying mirror led
-  GA.02 Antifog
-  GA.07 Bluetooth
-  GA.08 Time, weather, Bluetooth
-  GA.09 Antioxidant
-  GA.10 Safe film

Plus
5
YRS

4
MM



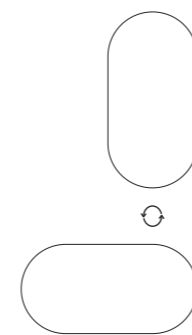

CE

220
VOLT



IP44






COD	L x H	W	Lum
1112.4585	45x85 cm	19	2117
1112.55105	55x105 cm	24	2678


Optional

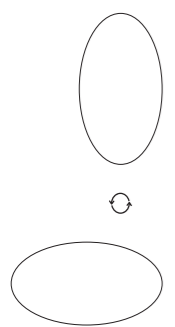
-  GA.01 Touch
-  GA.01D Double Touch
-  GA.02 Antifog
-  GA.07 Bluetooth
-  GA.08 Time, weather, Bluetooth
-  GA.09 Antioxidant
-  GA.10 Safefilm

Plus

- 5**
YRS
- 4**
MM
- 
- CE**
- 220**
VOLT
- 
- IP44**

 Disponibile su richiesta per misure personalizzate. Available on request for custom sizes.

 Disponibile su richiesta lampada aggiuntiva v. pag.261 art. APP113. Available on request additional lamp on pag.261 art. APP113.



COD	L x H	W	Lum
1044.4080	40x80 cm	18	1987
1044.50100	50x100 cm	22	2516

Optional

- GA.01 Touch
- GA.01D Double Touch
- GA.02 Antifog
- GA.07 Bluetooth
- GA.08 Time, weather, Bluetooth
- GA.09 Antioxidant
- GA.10 Safefilm

Plus
5
YRS

4
MM

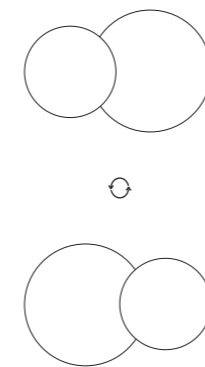




CE

220
VOLT










IP44



COD	L x H	W	Lum
1161.12380	123x80 cm	33	3680
1161.14090	140x90 cm	38	4240

Optional

-  GA.01 Touch
-  GA.01D Double Touch
-  GA.02 Antifog
-  GA.07 Bluetooth
-  GA.08 Time, weather, Bluetooth
-  GA.09 Antioxidant
-  GA.10 SafeFilm

Plus
5
YRS

4
MM

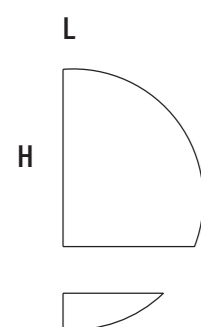


CE

220
VOLT



IP44



COD

1163. "L" "H"

Al momento dell'ordine dovranno essere fornite le seguenti dimensioni dello specchio e della mensola o del mobile.

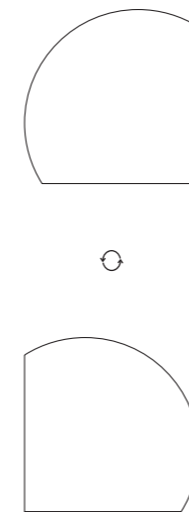
The following dimensions must be provided when ordering: dimension of mirror and shelf or bathroom cabinet.

Optional

-  GA.01 Touch
-  GA.01D Double Touch
-  GA.02 Antifog
-  GA.07 Bluetooth
-  GA.08 Time, weather, Bluetooth
-  GA.09 Antioxidant
-  GA.10 Safefilm








Plus

- 5**
YRS
- 4**
MM
- 
- CE**
- 220**
VOLT
- 
- IP44**



COD	L x H	W	Lum
1162.115115	115x115 cm	20	2230

Optional

-  GA.01 Touch
-  GA.01D Double Touch
-  GA.02 Antifog
-  GA.07 Bluetooth
-  GA.08 Time, weather, Bluetooth
-  GA.09 Antioxidant
-  GA.10 Safefilm

Plus
5
YRS

4
MM





CE

220
VOLT



IP44

 Disponibile su richiesta per misure personalizzate. Available on request for custom sizes.
 Installabile con angolo sia destro che sinistro. Can be installed with both right and left angle.

MATERIC FRAME

Soluzioni e materiali per illuminazione e funzionalità

Gli specchi realizzati con soluzioni e materiali alternativi sono un'innovazione nel design degli specchi. L'attenzione per l'uso di materiali non convenzionali e l'uso di soluzioni creative li rendono unici ed affascinanti. Sono oggetti che aggiungono originalità e personalità agli ambienti in cui sono posizionati, trasformando uno specchio da semplice oggetto riflettente ad elemento decorativo di grande impatto.

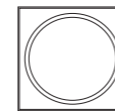
SOLUTIONS AND MATERIALS FOR LIGHTING AND FUNCTIONALITY

Mirrors made with alternative solutions and materials are an innovation in mirror design. The focus on unconventional materials and the use of creative solutions makes them unique and fascinating. They are objects that add originality and personality to the environments in which they are placed, transforming a mirror from a simple reflective object to a striking decorative element.

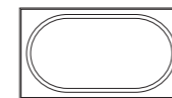




Cornice in Alluminio
Aluminum Frame



COD	L x H	W	Lum
1144.8080.16	80x80 cm	30	3452
1144.8080.17	80x80 cm	30	3452



COD	L x H	W	Lum
1144.8070.16	80x70 cm	27	3106
1144.9070.16	90x70 cm	30	3452
1144.10070.16	100x70 cm	33	3797
1144.12070.16	120x70 cm	39	4487
1144.14070.16	140x70 cm	45	5178
1144.16070.16	160x70 cm	51	5868
1144.9080.16	90x80 cm	32	3682
1144.10080.16	100x80 cm	35	4027
1144.12080.16	120x80 cm	41	4717
1144.14080.16	140x80 cm	47	5408
1144.16080.16	160x80 cm	53	6098
1144.8070.17	80x70 cm	27	3106
1144.9070.17	90x70 cm	30	3452
1144.10070.17	100x70 cm	33	3797
1144.12070.17	120x70 cm	39	4487
1144.14070.17	140x70 cm	45	5178
1144.16070.17	160x70 cm	51	5868
1144.9080.17	90x80 cm	32	3682
1144.10080.17	100x80 cm	35	4027
1144.12080.17	120x80 cm	41	4717
1144.14080.17	140x80 cm	47	5408
1144.16080.17	160x80 cm	53	6098

Optional

GA.01 Touch

GA.01D Double Touch

GA.02 Antifog

GA.07 Bluetooth

GA.08 Time, weather, Bluetooth

GA.09 Antioxidant

GA.10 Safefilm

Plus

5
YRS

4
MM




CE

220
VOLT



IP44



Cornice in Alluminio
Aluminum Frame



COD	L x H	W	Lum
1142.8080.16	80x80 cm	30	3452
1142.8080.17	80x80 cm	30	3452



COD	L x H	W	Lum
1142.8070.16	80x70 cm	27	3106
1142.9070.16	90x70 cm	30	3452
1142.10070.16	100x70 cm	33	3797
1142.12070.16	120x70 cm	39	4487
1142.14070.16	140x70 cm	45	5178
1142.16070.16	160x70 cm	51	5868
1142.9080.16	90x80 cm	32	3682
1142.10080.16	100x80 cm	35	4027
1142.12080.16	120x80 cm	41	4717
1142.14080.16	140x80 cm	47	5408
1142.16080.16	160x80 cm	53	6098
1142.8070.17	80x70 cm	27	3106
1142.9070.17	90x70 cm	30	3452
1142.10070.17	100x70 cm	33	3797
1142.12070.17	120x70 cm	39	4487
1142.14070.17	140x70 cm	45	5178
1142.16070.17	160x70 cm	51	5868
1142.9080.17	90x80 cm	32	3682
1142.10080.17	100x80 cm	35	4027
1142.12080.17	120x80 cm	41	4717
1142.14080.17	140x80 cm	47	5408
1142.16080.17	160x80 cm	53	6098

Optional

GA.01 Touch

GA.01D Double Touch

GA.02 Antifog

GA.07 Bluetooth

GA.08 Time, weather, Bluetooth

GA.09 Antioxidant

GA.10 Safeilm

Plus

5
YRS

4
MM



CE

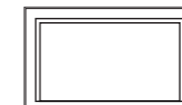
220
VOLT



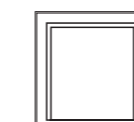
IP44



Cornice in Alluminio
Aluminum Frame



COD	L x H	W	Lum
1143.8070.16	80x70 cm	27	3106
1143.9070.16	90x70 cm	30	3452
1143.10070.16	100x70 cm	33	3797
1143.12070.16	120x70 cm	39	4487
1143.14070.16	140x70 cm	45	5178
1143.16070.16	160x70 cm	51	5868
1142.9080.16	90x80 cm	32	3682
1143.10080.16	100x80 cm	35	4027
1143.12080.16	120x80 cm	41	4717
1143.14080.16	140x80 cm	47	5408
1143.16080.16	160x80 cm	53	6098
1143.8070.17	80x70 cm	27	3106
1143.9070.17	90x70 cm	30	3452
1143.10070.17	100x70 cm	33	3797
1143.12070.17	120x70 cm	39	4487
1143.14070.17	140x70 cm	45	5178
1143.16070.17	160x70 cm	51	5868
1143.9080.17	90x80 cm	32	3682
1143.10080.17	100x80 cm	35	4027
1143.12080.17	120x80 cm	41	4717
1143.14080.17	140x80 cm	47	5408
1143.16080.17	160x80 cm	53	6098



COD	L x H	W	Lum
1143.8080.16	80x80 cm	30	3452
1143.8080.17	80x80 cm	30	3452

Optional

GA.01 Touch

GA.01D Double Touch

GA.02 Antifog

GA.07 Bluetooth

GA.08 Time, weather, Bluetooth

GA.09 Antioxidant

GA.10 Safefilm

Plus

5
YRS

4
MM



CE

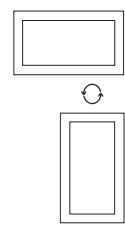
220
VOLT



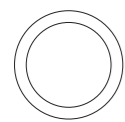
IP44



Cornice in Acciaio Finitura Corten
Corten Finished Steel Frame



COD	L x H	W	Lum
1070.8060	80x60 cm	44	4925
1070.9070	90x70 cm	51	5789
1070.10070	100x70 cm	55	6221
1070.10570	105x70 cm	57	6437
1070.12070	120x70 cm	63	7085



COD	Diam Ø	W	Lum
1071.D70	70 cm	37	4212
1071.D80	80 cm	43	4860
1071.D90	90 cm	49	5508

Optional

- GA.01 Touch
- GA.01D Double Touch
- GA.04 Magnifying mirror
- GA.02 Antifog
- GA.09 Antioxidant
- GA.10 Safefilm

Plus

- 5**
YRS
- 4**
MM
-
- CE**
- 220**
VOLT
-
- IP44**



Cornice in Acciaio Finitura Corten
Corten Finished Steel Frame





Cornice Foglia Argento
Silver Leaf Frame

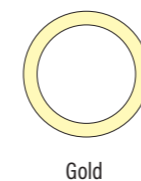


Cornice Foglia Oro
Gold Leaf Frame



Silver

COD	Diam Ø
1116.D70	70 cm
1116.D80	80 cm
1116.D90	90 cm



Gold

COD	Diam Ø
1065.D70	70 cm
1065.D80	80 cm
1065.D90	90 cm

Optional

-  GA.01 Touch
-  GA.01D Double Touch
-  GA.02 Antifog
-  GA.10 Safefilm
-  GA.13 Backlight

Plus
5
YRS

4
MM



CE

220
VOLT



IP44



Cornice Foglia Oro
Gold Leaf Frame

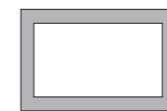


Cornice Foglia Argento
Silver Leaf Frame



Gold

COD	L x H
1066.8060	80x60 cm
1066.10070	100x70 cm
1066.12070	120x70 cm



Silver

COD	L x H
1117.8060	80x60 cm
1117.10070	100x70 cm
1117.12070	120x70 cm

Optional

-  GA.01 Touch
-  GA.01D Double Touch
-  GA.02 Antifog
-  GA.10 Safefilm
-  GA.13 Backlight

Plus
5
YRS

4
MM



CE

220
VOLT



IP44



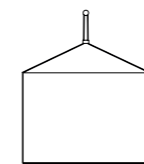
Cornice in Ecopelle
Synthetic Leather Frame



Cornice in Ecopelle
Synthetic Leather Frame



COD	Diam Ø
1102.D60	60 cm
1102.D70	70 cm



COD	L x H
1103.7050	70x50 cm

Optional

- GA.09 Antioxidant
- GA.10 Safefilm

Plus
5
YRS

4
MM





CE

220
VOLT



IP44



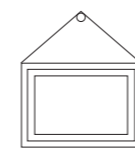
Cornice in Ecopelle
Synthetic Leather Frame



Cornice in Ecopelle
Synthetic Leather Frame



COD	Diam Ø	W	Lum
1118.D60	60 cm	15	1696
1118.D70	70 cm	18	2030



COD	L x H	W	Lum
1119.7050	70x50 cm	19	2160

Optional

- GA.01 Touch
- GA.01D Double Touch
- GA.02 Antifog
- GA.09 Antioxidant
- GA.10 Safefilm

Plus
5
YRS

4
MM



CE

220
VOLT



IP44

Optional

- GA.01 Touch
- GA.01D Double Touch
- GA.02 Antifog
- GA.09 Antioxidant
- GA.10 Safefilm



Cornice Finitura Alluminio Satinato
Alumium Brushed Finished Frame



COD	L x H	W	Lum
1064.8060	80x60 cm	26	2894
1064.9070	90x70 cm	28	3154
1064.10070	100x70 cm	31	3542
1064.10570	105x70 cm	32	3650
1064.12070	120x70 cm	35	3974
1064.13570	135x70 cm	38	4298
1064.14070	140x70 cm	39	4406
1064.16070	160x70 cm	43	4838
1064.17570	175x70 cm	46	5162

Optional

- GA.01 Touch
- GA.01D Double Touch
- GA.04 Magnifying mirror
- GA.05 Magnifying mirror led
- GA.02 Antifog
- GA.07 Bluetooth
- GA.08 Time, weather, Bluetooth
- GA.10 Safefilm

Plus
5
YRS

4
MM




CE

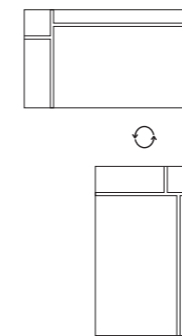
220
VOLT



IP44











Cornice Finitura Alluminio Satinato
Alumium Brushed Finished Frame



COD	L x H	W	Lum
1050.7070	70x70 cm	13	1501
1050.11050	110x50 cm	15	1696
1050.12070	120x70 cm	18	2041

Optional

-  GA.01 Touch
-  GA.01D Double Touch
-  GA.04 Magnifying mirror
-  GA.05 Magnifying mirror led
-  GA.02 Antifog
-  GA.07 Bluetooth
-  GA.08 Time, weather, Bluetooth
-  GA.10 Safefilm

Plus
5
YRS

4
MM



CE

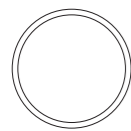
220
VOLT



IP44



Cornice Acciaio Nero Opaco
Matt Black Steel Frame



COD	Diam Ø	W	Lum
1120.D70	70 cm	28	2929
1120.D80	80 cm	32	3348
1120.D90	90 cm	37	3844

Optional

GA.01 Touch

GA.01D Double Touch

GA.02 Antifog

GA.10 Safe Film

Plus
5
YRS

4
MM




CE

220
VOLT



IP44





Cornice Acciaio Nero Opaco
Matt Black Steel Frame



COD	L x H	W	Lum
1121.4590	45x90 cm	31	3243

Optional

GA.01 Touch

GA.01D Double Touch

GA.02 Antifog

GA.10 Safefilm

Plus
5
YRS

4
MM



CE

220
VOLT



IP44

SPECCHI CONTENITORI


Multifunzionalità con stile

Lo specchio come elemento multifunzionale, specchiante e contenitivo, è in grado di offrire una soluzione pratica e salvaspazio in cui poter riporre oggetti di uso quotidiano, in modo da aiutare a tenere in ordine lo spazio dell'ambiente bagno.

Pensato per ambienti piccoli, ma non solo.

MULTIFUNCTIONALITY WITH STYLE

The mirror as a multifunctional, mirroring and containing element offers a space-saving and practical solution in which to store everyday objects, helping to keep the bathroom space tidy. Designed for small rooms and more.





Contenitore Acciaio Nero Opaco
Matt Black Steel Wall Box



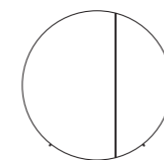
Cod	L x H x P
1150.4580.17	45x80x12,5 cm

Plus
5
YRS

4
MM



Contenitore Acciaio Nero Opaco
Matt Black Steel Wall Box



Cod	Diam Ø x P
1151.D80.17	80x12,5 cm

Plus
5
YRS
4
MM



Contenitore Acciaio Nero Opaco
Matt Black Steel Wall Box



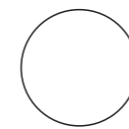
Cod	L x H x P
1152.4590.17	45x90x12 cm

Plus
5
YRS
4
MM

Dimensioni del contenitore L43xH45xP12 cm Container dimensions L43xH45xP12 cm
Apertura DX o SX - Right-Hand or Left-Hand Opening



Contenitore Acciaio Nero Opaco
Matt Black Steel Wall Box



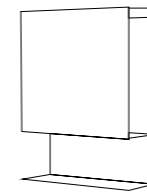
Cod	Diam Ø x P
1153.D70.17	70 x 12 cm

Plus
5
YRS
4
MM

Dimensioni del contenitore L50xH45xP12 cm Container dimensions L50xH45xP12 cm
Apertura DX o SX - Right-Hand or Left-Hand Opening



Struttura Acciaio Verniciato
Varnished Steel Structure



Cod	L x H x P	Finiture
1154.3550.16	35x50x13 cm	○ 16 bianco opaco
1154.3550.17	35x50x13 cm	● 17 nero opaco
1154.3550.32	35x50x13 cm	● 32 salvia opaco
1154.3550.36	35x50x13 cm	● 36 arancio opaco
1154.3550.37	35x50x13 cm	● 37 blu opaco
1154.3550.38	35x50x13 cm	● 38 rosso opaco


Optional
GA.09 Antioxidant
GA.10 Safefilm

Plus
5
YRS

4
MM



Struttura Acciaio Verniciato
Varnished Steel Structure



Cod	L x H x P	Finiture
1155.40160.16	40x160x19 cm	16 bianco opaco
1155.40160.17	40x160x19 cm	17 nero opaco
1155.40160.32	40x160x19 cm	32 salvia opaco
1155.40160.36	40x160x19 cm	36 arancio opaco
1155.40160.37	40x160x19 cm	37 blu opaco
1155.40160.38	40x160x19 cm	38 rosso opaco

Optional

GA.09 Antioxidant

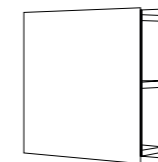
GA.10 Safefilm

Plus
5
YRS

4
MM



Struttura Acciaio Verniciato
Varnished Steel Structure




Cod	L x H x P	Finiture
1156.4040.16	40x40x12 cm	16 bianco opaco
1156.4040.17	40x40x12 cm	17 nero opaco
1156.4040.32	40x40x12 cm	32 salvia opaco
1156.4040.36	40x40x12 cm	36 arancio opaco
1156.4040.37	40x40x12 cm	37 blu opaco
1156.4040.38	40x40x12 cm	38 rosso opaco

Optional

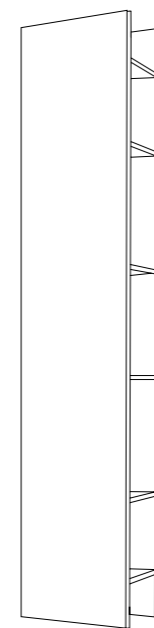
 GA.09 Antioxidant

 GA.10 Safefilm

Plus
5
YRS
4
MM



Struttura Acciaio Verniciato
Varnished Steel Structure



Cod	L x H x P	Finiture
1157.30150.16	30x150x17 cm	16 bianco opaco
1157.30150.17	30x150x17 cm	17 nero opaco
1157.30150.32	30x150x17 cm	32 salvia opaco
1157.30150.34	30x150x17 cm	36 arancio opaco
1157.30150.37	30x150x17 cm	37 blu opaco
1157.30150.38	30x150x17 cm	38 rosso opaco

Optional

GA.09 Antioxidant

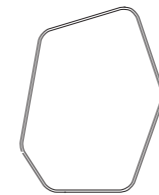
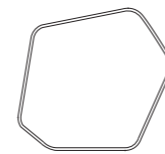
GA.10 Safefilm

Plus
5
YRS

4
MM



Contenitore Acciaio Nero Opaco
Matt Black Steel Wall Box



Cod	L x H x P
1158.6368.17	63x68x12 cm
1158.6482.17	64x82x12 cm

Optional

 GA.09 Antioxidant


 GA.10 Safefilm

Plus
5
YRS

4
MM



Contenitore Acciaio Nero Opaco con Pomello in Vetro
Matt Black Steel Wall Box with Glass Knob



Cod	Diam Ø x P	Finiture
1159.D65.17A	65x12 cm	● A
1159.D65.17B	65x12 cm	● B
1159.D65.17C	65x12 cm	● C

Optional

GA.09 Antioxidant

GA.10 Safefilm

Plus

5
YRS

4
MM

SPECCHI CON MENSOLA

Specchio e accessorio

Oggetti pensati come elementi semplici dalle forme pure, questi specchi sono declinati per vari utilizzi e misure in modo da adattarsi ad esigenze diverse. Ideali per soddisfare necessità di appoggio e praticità, garantendo l'ottimizzazione degli spazi.

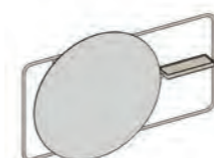
MIRROR AND ACCESSORY

Conceived as simple elements with pure shapes, these mirrors are declined for various uses and sizes to suit different needs. Ideal for meeting support and practicality needs while optimizing space.






Struttura Acciaio Nero Opaco con Mensola in Acriltech
Matt Black Steel Structure with Acriltech Shelf



COD	L x H	W	Lum
1138.12080.17	120x80 cm	19	2186



COD	L x H	W	Lum
1139.12080.17	120x80 cm	30	3452

Optional

- GA.01 Touch
- GA.01D Double Touch
- GA.02 Antifog
- GA.07 Bluetooth
- GA.09 Antioxidant
- GA.10 Safefilm

Plus
5
YRS

4
MM



CE

220
VOLT



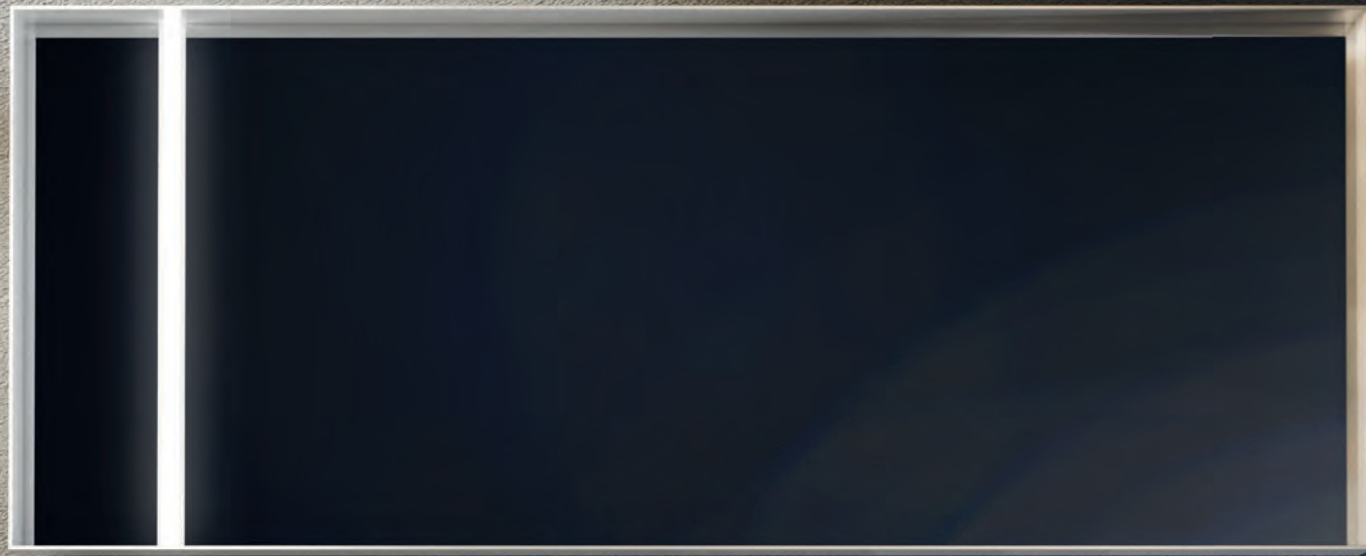
IP44



Struttura Acciaio Nero Opaco con Mensola in Acriltech
Matt Black Steel Structure with Acriltech Shelf



COD	L x H
1140.4895.17	48x95 cm



Struttura Acciaio Verniciato
Varnished Steel Structure



COD	L x H x P	W	Lum
1051.9050.16	90x50x12 cm	5	529
1051.9050.17	90x50x12 cm	5	529
1051.10040.16	100x40x12 cm	4	421
1051.10040.17	100x40x12 cm	4	421

Optional

-  GA.01 Touch
-  GA.01D Double Touch
-  GA.02 Antifog
-  GA.07 Bluetooth
-  GA.10 SafeFilm

Plus
5
YRS

4
MM




CE

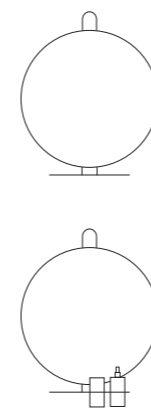
220
VOLT



IP44



Struttura Acciaio Verniciato e Accessori in Vetro Stinato
Varnished Steel Structure and Satin Glass Accessories



COD	Diam Ø x P	W	Lum
1132.D70.16	70x10 cm	20	2300
1132.D80.16	80x10 cm	24	2646
1132.D70.17	70x10 cm	20	2300
1132.D80.17	80x10 cm	24	2646

COD	Diam Ø x P	W	Lum
1132.D70.16.F	70x10 cm	20	2300
1132.D80.16.F	80x10 cm	24	2646
1132.D70.17.F	70x10 cm	20	2300
1132.D80.17.F	80x10 cm	24	2646

Optional

GA.01 Touch

GA.01D Double Touch

GA.09 Antioxidant

GA.10 Safefilm

Plus
5
YRS

4
MM



CE


220
VOLT



IP44








Struttura Acciaio Nero Opaco
Matt Black Steel Structure




COD	L x H x P	W	Lum
1133.4090.17	40x90x13 cm	8	928
1133.8090.17	80x90x13 cm	16	1856

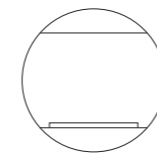
Optional

-  GA.01 Touch
-  GA.01D Double Touch
-  GA.02 Antifog
-  GA.09 Antioxidant
-  GA.10 Safeilm

- Plus
- 5**
- YRS**
- 4**
- MM**
- 
- CE**
- 220**
- VOLT**
- 
- IP44**








Struttura Acciaio Nero Opaco
Matt Black Steel Structure



COD	Diam Ø x P	W	Lum
1137.D70.17	70x13 cm	9	1021
1137.D80.17	80x13 cm	10	1160

Optional

-  GA.01 Touch
-  GA.01D Double Touch
-  GA.02 Antifog
-  GA.09 Antioxidant
-  GA.10 Safeilm

- Plus
- 5 YRS
- 4 MM
- 
- CE
- 220 VOLT
- 
- IP44

NEW BAROQUE


Contemporanea classicità

La ricerca della forma riflette l'interesse per l'arte classica unita alla creatività nell'arredamento d'interni. Un tuffo nell'estetica e nella creatività che va oltre la semplice funzionalità riflettente dello specchio.


Il classico ed il moderno si uniscono dando vita a prodotti unici.

CONTEMPORARY CLASSICISM


The search for form reflects an interest in classical art combined with creativity in interior design. A plunge into aesthetics and creativity that goes beyond the reflective functionality of the mirror. Classic and modern styles come together to create unique products.




.13
- oro
- gold




.14
- bronzo
- bronze



.16
- bianco
- white



.17
- nero
- black



.51
- ghiaccio
- ice



.52
- argento
- silver






Cornice Vetro Fuso
Fused Glass Frame



Cornice Vetro Fuso
Fused Glass Frame



COD	L x H
1122.6698.13	66x98 cm
1122.6698.16	66x98 cm
1122.6698.17	66x98 cm
1122.6698.52	66x98 cm



COD	L x H
1123.100100.13	100x100 cm
1123.100100.16	100x100 cm
1123.100100.17	100x100 cm
1123.100100.52	100x100 cm

Optional

GA.02 Antifog

GA.09 Antioxidant

GA.10 Safefilm

GA.13 Backlight

Plus
5
YRS

4
MM



CE

220
VOLT



IP44


* Il prezzo si riferisce al prodotto non illuminato, per la retroilluminazione aggiungere optional GA.13
* The price is for the product without illumination, to have the backlighting had the optional GA.13




Cornice Vetro Fuso
Fused Glass Frame



Cornice Vetro Fuso
Fused Glass Frame



COD	L x H
1126.8383.13	83x83 cm
1126.8383.16	83x83 cm
1126.8383.17	83x83 cm
1126.8383.52	83x83 cm



COD	L x H
1127.7777.13	77x77 cm
1127.7777.16	77x77 cm
1127.7777.17	77x77 cm
1127.7777.52	77x77 cm

Optional

GA.02 Antifog

GA.09 Antioxidant

GA.10 Safefilm

GA.13 Backlight

Plus
5
YRS

4
MM



CE

220
VOLT

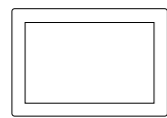


IP44


* Il prezzo si riferisce al prodotto non illuminato, per la retroilluminazione aggiungere optional GA.13
* The price is for the product without illumination, to have the backlighting had the optional GA.13



Cornice Vetro Fuso
Fused Glass Frame



COD	L x H	W	Lum
1124.6989.13	69x89 cm	42	4763
1124.6989.16	69x89 cm	42	4763
1124.6989.17	69x89 cm	42	4763
1124.6989.52	69x89 cm	42	4763



COD	L x H	W	Lum
1125.80120.13	80x120 cm	30	3402
1125.80120.16	80x120 cm	30	3402
1125.80120.17	80x120 cm	30	3402
1125.80120.52	80x120 cm	30	3402

Optional

- GA.01 Touch
- GA.01D Double Touch
- GA.02 Antifog
- GA.09 Antioxidant
- GA.10 Safefilm

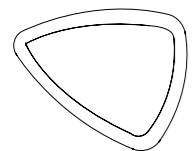
- Plus
- 5 YRS
- 5 MM
-
- CE
- 220 VOLT
-
- IP44



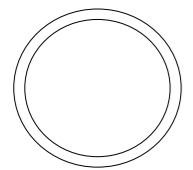
Cornice Vetro Fuso
Fused Glass Frame



Cornice Vetro Fuso
Fused Glass Frame



COD	L x H	W	Lum
1128.10075.51	100x75 cm	22	2484



COD	Diam Ø	W	Lum
1129.D80.51	80 cm	19	2128
1129.D90.51	90 cm	22	2484
1129.D100.51	100 cm	25	2808
1129.D110.51	110 cm	28	3154

Optional

GA.02 Antifog

GA.09 Antioxidant

GA.10 Safefilm

Plus

5
YRS

4
MM



CE

220
VOLT



IP44




Cornice Vetro Fuso
Fused Glass Frame




Cornice Vetro Fuso
Fused Glass Frame



Cornice Vetro Fuso
Fused Glass Frame



COD	L x H	W	Lum
1130.9070.51	90x70 cm	24	2821
1130.10070.51	100x70 cm	26	3056
1130.12070.51	120x70cm	30	3526
1130.14070.51	140x70 cm	34	3996
1130.16070.51	160x70 cm	38	4466



COD	L x H	W	Lum
1131.6080.51	60x80 cm	24	2830
1131.9070.51	90x70 cm	28	3294
1131.10070.51	100x70cm	30	3526

Optional

GA.01 Touch

GA.01D Double Touch

GA.02 Antifog

GA.07 Bluetooth

GA.09 Antioxidant

GA.10 Safefilm

Plus
5
YRS

4
MM



CE

220
VOLT



IP44


INCISI BISELLATI SERIGRAFATI

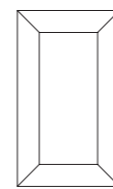
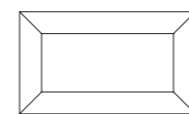


Ricerca della forma

Gli specchi proposti dai nostri designer sono opere d'arte decorative che esplorano la bellezza delle forme, dei disegni e delle texture. Gli incisi sono caratterizzati da disegni, motivi o testi riportati direttamente sulla loro superficie: tecnica che richiede molte abilità artigianali; mentre i bisellati presentano una cornice con bordi inclinati o smussati, in modo da creare un effetto di luce e ombra che aggiunge dimensione e profondità allo specchio.

RESEARCH FOR FORM

The mirrors proposed by our designers are decorative works of art that explore the beauty of shapes, patterns and textures. The engraved ones feature designs, motifs or texts directly on their surface: a technique that requires a great deal of craftsmanship; while the beveled ones feature a frame with slanted or beveled edges, creating an effect of light and shadow that adds dimension and depth to the mirror.





COD

L x H

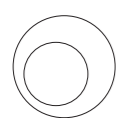
1053.7070	70x70 cm
1053.8080	80x80 cm
1053.10070	100x70 cm
1053.12070	120x70 cm

Optional

- GA.01 Touch
- GA.01D Double Touch
- GA.02 Antifog
- GA.09 Antioxidant
- GA.10 Safefilm
- GA.13 Backlight







Plus

- 5**
YRS
- 4**
MM
-
- CE**
- 220**
VOLT
-
- IP44**

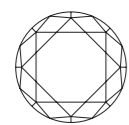


COD	Diam Ø
1058.D70	70 cm
1058.D80	80 cm
1058.D100	100 cm

Optional







-  GA.01 Touch
-  GA.01D Double Touch
-  GA.02 Antifog
-  GA.09 Antioxidant
-  GA.10 Safeilm
-  GA.13 Backlight

- Plus
- 5**
- YRS**
- 4**
- MM**
- 
- CE**
- 220**
- VOLT**
- 
- IP44**



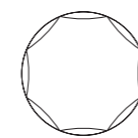

COD	Diam Ø
1055.D70	70 cm
1055.D80	80 cm
1055.D100	100 cm

Optional

-  GA.01 Touch
-  GA.01D Double Touch
-  GA.02 Antifog
-  GA.09 Antioxidant
-  GA.10 Safe film
-  GA.13 Backlight







- Plus
- 5**
- YRS
- 4**
- MM
- 
- CE**
- 220**
- VOLT
- 
- IP44**



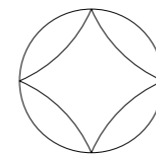
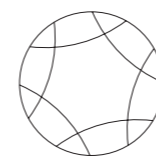


COD	Diam Ø
1056.D70	70 cm
1056.D80	80 cm
1056.D100	100 cm

Optional

-  GA.01 Touch
-  GA.01D Double Touch
-  GA.02 Antifog
-  GA.09 Antioxidant
-  GA.10 Safeilm
-  GA.13 Backlight

- Plus
- 5**
YRS
- 4**
MM
- 
- CE**
- 220**
VOLT
- 
- IP44**



COD	Diam Ø
1054.D70	70 cm
1054.D80	80 cm
1054.D100	100 cm

COD	Diam Ø
1057.D70	70 cm
1057.D80	80 cm
1057.D100	100 cm

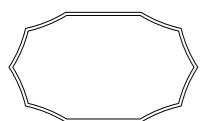
Optional

- GA.01 Touch
- GA.01D Double Touch
- GA.02 Antifog
- GA.10 Safefilm
- GA.13 Backlight

- Plus
- 5 YRS
- 4 MM
-
- CE
- 220 VOLT
-
- IP44








COD	L x H
1059.6060	60x60 cm
1059.8080	80x80 cm



COD	L x H
1060.10060	100x60 cm
1060.12070	120x70 cm

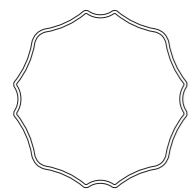

Optional

-  GA.01 Touch
-  GA.01D Double Touch
-  GA.02 Antifog
-  GA.10 Safe film
-  GA.13 Backlight

Plus
5
YRS
4
MM

CE
220
VOLT

IP44



COD

1101.7070
1101.9090

LxH

70x70 cm
90x90 cm

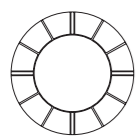

Optional

-  GA.01 Touch
-  GA.01D Double Touch
-  GA.02 Antifog
-  GA.10 Safe film
-  GA.13 Backlight

Plus
5
 YRS
4
 MM

CE
220
 VOLT

IP44



COD

1100.D70
1100.D90

Diam Ø

70 cm
90 cm

Optional

-  GA.01 Touch
-  GA.01D Double Touch
-  GA.02 Antifog
-  GA.10 Safe film
-  GA.13 Backlight

Plus

5
YRS

4
MM





CE

220
VOLT




IP44



COD L x H
1009.70160 70x160 cm

Optional

 GA.09 Antioxidant

 GA.10 Safefilm

 GA.13 Backlight

Plus
5
YRS

4
MM



CE

220
VOLT



IP44

* Frase personalizzabile * Customizable phrase

* Il prezzo si riferisce al prodotto non illuminato, per la retroilluminazione aggiungere optional GA.13
* The price is for the product without illumination, to have the backlighting had the optional GA.13


FILO LUCIDO

Semplicità e funzionalità


Lo specchio filo lucido si distingue per la sua cornice talmente sottile da risultare quasi impercettibile: è caratterizzato da un'estetica pulita e contemporanea, in cui la luce sembra emergere dallo specchio stesso, abbracciando lo spazio circostante con profondità e luminosità. La sua versatilità lo rende facilmente adattabile a più contesti d'arredamento.

SIMPLICITY AND FUNCTION

The polished edge mirror is distinguished by its frame that is so thin as to be almost invisible: it is characterized by a clean, contemporary aesthetic in which light seems to emerge from the mirror itself, embracing the surrounding space in depth and luminosity. Its versatility makes it easily adaptable to several furnishing contexts.



Cornice Finitura Alluminio Satinato
Brushed Aluminium Finished Frame



COD	L x H
1036.8060	80x60 cm
1036.9070	90x70 cm
1036.10070	100x70 cm
1036.10570	105x70 cm
1036.12070	120x70 cm
1036.13570	135x70 cm
1036.14070	140x70 cm
1036.16070	160x70 cm
1036.17570	175x70 cm

Optional

-  GA.04 Magnifying mirror
-  GA.09 Antioxidant
-  GA.10 Safefilm
-  GA.11 Step





Plus
5
YRS
4
MM

 Disponibile su richiesta per misure personalizzate. Available on request for custom sizes.

 Disponibile su richiesta lampada aggiuntiva v. pag.260 Available on request additional lamp on pag.260



COD	L x H
1040.8060	80x60 cm
1040.9070	90x70 cm
1040.10070	100x70 cm
1040.10570	105x70 cm
1040.12070	120x70 cm
1040.13570	135x70 cm
1040.14070	140x70 cm
1040.16070	160x70 cm
1040.17570	175x70 cm



- Optional**
-  GA.04 Magnifying mirror
 -  GA.09 Antioxidant
 -  GA.10 Safefilm
 -  GA.11 Step

Plus
5
YRS

4
MM

 Disponibile su richiesta per misure personalizzate. Available on request for custom sizes.

 Disponibile su richiesta lampada aggiuntiva v. pag.260 Available on request additional lamp on pag.260




COD	L x H
1041.8060	80x60 cm
1041.9070	90x70 cm
1041.10070	100x70 cm
1041.10570	105x70 cm
1041.12070	120x70 cm
1041.13570	135x70 cm
1041.14070	140x70 cm
1041.16070	160x70 cm
1041.17570	175x70 cm

Optional

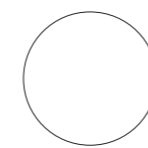

-  GA.02 Magnifying mirror
-  GA.09 Antioxidant
-  GA.10 Safefilm
-  GA.11 Step

Plus
5
YRS

4
MM




 Disponibile su richiesta per misure personalizzate. Available on request for custom sizes.

 Disponibile su richiesta lampada aggiuntiva v. pag.260 Available on request additional lamp on pag.260



COD	Diam Ø
1038.D60	60 cm
1038.D70	70 cm
1038.D80	80 cm
1038.D90	90 cm
1038.D100	100 cm

Optional

-  GA.04 Magnifying mirror
-  GA.09 Antioxidant
-  GA.10 Safefilm

Plus
5
YRS


4
MM





COD	L x H
1046.4585	45x85 cm
1046.55105	55x105 cm

Optional
GA.09 Antioxidant
GA.10 Safe film

Plus
5 YRS
4 MM



COD	L x H
1039.4080	40x80 cm
1039.70100	70x100 cm

Optional
 GA.09 Antioxidant
 GA.10 Safefilm

Plus
5 YRS
4 MM



Applique Led con doppia modalità di fissaggio:
a vite sul telaio e a morsetto
Led applique with double fixing method: screw on
the frame and clamp

APP100

L 30 cm 6W 220V



Applique Led con doppia modalità di fissaggio:
a vite sul telaio e a morsetto
Led applique with double fixing method: screw on
the frame and clamp

APP101

L 40 cm 6 W 220V

APP102

L 50 cm 7 W 220V

APP103

L 60 cm 9 W 220V



Applique Led con doppia modalità di fissaggio:
a vite sul telaio e a morsetto
Led applique with double fixing method: screw
on the frame and clamp

APP104

L 30 cm 5W 220V

APP105

L 60 cm 8W 220V



Applique Led con doppia modalità di fissaggio:
a vite sul telaio e a morsetto
Led applique with double fixing method: screw on
the frame and clamp

APP106


L 20 cm 4W 220V

APP107

L 30 cm 5W 220V

APP108

L 50 cm 7W 220V



Applique Led con doppia modalità di fissaggio:
a vite sul telaio e a morsetto
Led applique with double fixing method: screw on
the frame and clamp

APP109

L 15 cm 5W 220V

APP110

L 30 cm 5W 220V

APP111

L 50 cm 7W 220V

APP112

L 60 cm 8W 220V



Applique Led con doppia modalità di fissaggio:
a vite sul telaio e a morsetto
Led applique with double fixing method: screw
on the frame and clamp

APP113.D60

Ø 60 cm W 220V

APP113.D70

Ø 70 cm W 220V

APP113.D80

Ø 80 cm W 220V

APP113.D90

Ø 90 cm W 220V

APP113.D100

Ø 100 cm W 220V



Accessori Bagno



Lady 264



Lord 268



Strip 272



Hang 280



XO 288



Rock 298



Twist 302




Cubic 308




Cubic + 318




Power 324



Hot 336



Dalmata 352



English 360



Flake 364



Accademia 420



Space 422

LADY


design Danilo Fedeli

Linea versatile e dinamica, studiata per rispondere alle personali esigenze nell'ambiente bagno. Un design geometrico e lineare che si arricchisce di una finitura texturizzata 3D.

Versatile and dynamic line, designed to meet personal needs in the bathroom environment. A geometric and linear design that is enhanced by a 3D textured finish.

Serie in Ottone con mensole in Acriltech disponibile nelle finiture:

Brass Collection with Acriltech shelf available in the following finishes:





PORTASALVIETTE CM 38/48/58
towel holder

LD8 L 38 x P 7,5 x H 3 cm	LD9 L 48 x P 7,5 x H 3 cm	LD10 L 58 x P 7,5 x H 3 cm
LD8.10	LD9.10	LD10.10
LD8.20	LD9.20	LD10.20
LD8.40	LD9.40	LD10.40
LD8.41	LD9.41	LD10.41
LD8.42	LD9.42	LD10.42



MENSOLA
shelf

L 48 x P 7,5 x H 3 cm

LD21.10
LD21.20
LD21.40
LD21.41
LD21.42



PORTA SCOPINO DA APPOGGIO
standing brush holder

L 8 x P 8 x H 40 cm

LD15.10
LD15.20
LD15.40
LD15.41
LD15.42



PORTA SCOPINO A PARETE
wall brush holder

L 8 x P 9 x H 40 cm

LD14.10
LD14.20
LD14.40
LD14.41
LD14.42



PORTAROTOLO
toilet paper holder

L 20 x P 7,5 x H 3 cm

LD5.10
LD5.20
LD5.40
LD5.41
LD5.42



APPENDIABITO
clothes hook

L 8,5 x P 7,5 x H 3 cm

LD4.10
LD4.20
LD4.40
LD4.41
LD4.42

LORD

design Danilo Fedeli

Un decoro millerighe illumina la serie bagno grazie ad un raffinato gioco di superfici che consentono una sorprendente riflessione della luce. Una nuova concezione di arredo che crea un piccolo gioiello nell'area bathroom.

A "millerighe" decoration illuminates the bathroom series thanks to a refined interplay of surfaces that allow a surprising reflection of light. A new furniture concept that creates a small jewel in the bathroom area.

Serie in Ottone con mensole in Acriltech disponibile nelle finiture:

Brass Collection with Acriltech shelf available in the following finishes:



.10
- cromo
- chrome



.20
- nichel satinato
- satin nickel



.40
- rame satinato
- satin copper




.41
- titanio satinato
- satin titanium



.42
- oro satinato
- satin gold





PORTASALVIETTE CM 38, 48, 58
towel holder

- | | | |
|----------------------------------|----------------------------------|-----------------------------------|
| LR8 L 38 x P 7,5 x H 3 cm | LR9 L 48 x P 7,5 x H 2 cm | LR10 L 58 x P 7,5 x H 2 cm |
| LR8.10 | LR9.10 | LR10.10 |
| LR8.20 | LR9.20 | LR10.20 |
| LR8.40 | LR9.40 | LR10.40 |
| LR8.41 | LR9.41 | LR10.41 |
| LR8.42 | LR9.42 | LR10.42 |



PORTA SCOPINO DA APPOGGIO
standing brush holder

- L 8 x P 8 x H 40 cm
- LR15.10**
LR15.20
LR15.40
LR15.41
LR15.42



MENSOLA
shelf 48 cm

- L 48 x P 7,2 x H 2,5 cm
- LR21.10**
LR21.20
LR21.40
LR21.41
LR21.42




PORTA SCOPINO A PARETE
wall brush holder

- L 8 x P 9 x H 40 cm
- LR14.10**
LR14.20
LR14.40
LR14.41
LR14.42



PORTAROTOLO
toilet paper holder

- L 18 x P 8 x H 2,5 cm
- LR5.10**
LR5.20
LR5.40
LR5.41
LR5.42



APPENDIABITO
clothes hook

- L 9 x P 7,2 x H 2 cm
- LR4.10**
LR4.20
LR4.40
LR4.41
LR4.42

STRIP

design Bruna Rapisarda

Strip è la nuova soluzione versatile per il bagno, che estende la sua utilità ad altre aree abitative, come soggiorno, camera da letto o ingresso. Questa flessibilità permette di adattarsi ad uno stile di vita dinamico e moderno. Si creano composizioni con funzionalità variegata, tutte connesse da un unico filo conduttore di design.

Strip: una soluzione innovativa e moderna.

Strip is the new versatile bathroom solution that extends its usefulness to other living areas such as the living room, bedroom or entrance hall. This flexibility allows it to adapt to a dynamic and modern lifestyle. Compositions with varied functionality are created, all connected by a single design thread.


Strip: an innovative and modern solution.

Serie con barre in Alluminio e accessori in Acciaio Inox Verniciato disponibile nelle finiture:

Collection with Aluminium bars and Stainless Steel accessories available in finishes:

.16

- **bianco opaco**
- matt white



.17

- **nero opaco**
- matt black





SPECCHIO
mirror

Ø 70 cm

TPSD70.16
TPSD70.17



SPECCHIO
mirror

L 30 X H 90 cm

TPS3090.16
TPS3090.17



PROFILO DOPPIA ILLUMINAZIONE
double lighting profile

L 70 / 100 / 130 / 150 cm e su misura

TP70L.16	TP70L.17
TP100L.16	TP100L.17
TP130L.16	TP130L.17
TP150L.16	TP150L.17



PROFILO SENZA ILLUMINAZIONE
profile without lighting

L 70 / 100 / 130 / 150 cm

TP70.16	TP70.17
TP100.16	TP100.17
TP130.16	TP130.17
TP150.16	TP150.17



PORTA ASCIUGAMANO AGGANCIO SUPERIORE
upper hooking towel holder

TP8S L 35 x P 12,7 x H 1 cm **TP9S** L 45 x P 12,7 x H 1 cm

TP8S.16
TP8S.17

TP9S.16
TP9S.17



PORTA ASCIUGAMANO AGGANCIO INFERIORE
lower hooking towel holder

TP8I L 35 x P 12,5 x H 1 cm **TP9I** L 45 x P 12,5 x H 1 cm

TP8I.16
TP8I.17

TP9I.16
TP9I.17



APPENDIABITO AGGANCIO SUPERIORE
upper clothes hook

L 3 x P 6 x H 6,2 cm

TP4S.16
TP4S.17



APPENDIABITO AGGANCIO INFERIORE
lower clothes hook

L 3 x P 5,7 x H 2,2 cm

TP4I.16
TP4I.17



PORTA ROTOLO AGGANCIO INFERIORE
paper holder with lower hook

L 20 x P 12,5 x H 1 cm

TP5I.16
TP5I.17



MENSOLA AGGANCIAMENTO SUPERIORE
shelf with top hook

TP12.35S L 35 x P 12,7 x H 1 cm TP12.45S L 45 x P 12,7 x H 1 cm TP12.60S L 60 x P 12,7 x H 1 cm
 TP12.35S.16 TP12.45S.16 TP12.60S.16
 TP12.35S.17 TP12.45S.17 TP12.60S.17



MENSOLA PORTA BICCHIERI
glass holder shelf

L 20 x P 12,7 x H 18 cm
 TP2S.16
 TP2S.17



CONTENITORE BASSO AGGANCIAMENTO SUPERIORE
low container with upper hook

TP19.20S L 20 x P 12,7 x H 6,2 cm TP19.35S L 35 x P 12,7 x H 6,2 cm
 TP19.20S.16 TP19.35S.16
 TP19.20S.17 TP19.35S.17



CONTENITORE ALTO AGGANCIAMENTO SUPERIORE
high container with upper hook

TP20.20S L 20 x P 12,7 x H 6,2 cm TP20.35S L 35 x P 12,7 x H 6,2 cm
 TP20.20S.16 TP20.35S.16
 TP20.20S.17 TP20.35S.17



HANG

design Bruna Rapisarda

Una barra semplice e lineare è il nucleo iniziale che porta allo sviluppo di accessori semplici e versatili. L'alluminio ne caratterizza leggerezza ed adattabilità, proponendo una linea che sorprende per la sua ricercata semplicità in cui il bianco ed il nero sono le finiture caratterizzanti.

A simple and linear bar is the initial core that leads to the development of simple and versatile accessories. Aluminum characterizes its lightness and adaptability, proposing a line that surprises with its refined simplicity in which white and black are the distinguishing finishes.

Serie in Ottone disponibile nelle finiture:

Brass Collection available in finishes:

WOOD



.W40
- **mogano**
- mahogany



.W41
- **faggio**
- natural wood

ALUMINIUM



.16
- **bianco opaco**
- matt bianco




.17
- **nero opaco**
- matte black



.31
- **carta da zucchero**
- powder blue





.32
- **salvia opaco**
- matt sage



.33
- **cappuccino**
- cappuccino




Articolo con possibilità di fissaggio ad incollo. Per l'installazione ad incollo è necessario acquistare un art. FX1 per ogni attacco a parete.
Article that can be fixed into place with adhesive. It is necessary to buy separately one FX1 article for each wall fixing base.
art. FX1 €7,00



FINITURE TERMINALI IN LEGNO
WOOD FINISHING TERMINAL



FINITURE TERMINALI IN ALLUMINIO
ALUMINIUM FINISHING TERMINAL





long terminal **TERMINALE LUNGO**
l. 16 x ø 1,8 cm

- wood **legno W40**
- legno W41**
- aluminium **alluminio 16**
- alluminio 17**
- alluminio 31**
- alluminio 32**
- alluminio 33**

short terminal **TERMINALE CORTO**
l. 8 x ø 1,8 cm

- wood **legno W40**
- legno W41**
- aluminium **alluminio 16**
- alluminio 17**
- alluminio 31**
- alluminio 32**
- alluminio 33**



long terminal **TERMINALE LUNGO**
l. 16 x ø 1,8 cm

- wood **legno W40**
- legno W41**
- aluminium **alluminio 16**
- alluminio 17**
- alluminio 31**
- alluminio 32**
- alluminio 33**

short terminal **TERMINALE CORTO**
l. 8 x ø 1,8 cm

- wood **legno W40**
- legno W41**
- aluminium **alluminio 16**
- alluminio 17**
- alluminio 31**
- alluminio 32**
- alluminio 33**



long terminal **TERMINALE LUNGO**
l. 16 x ø 1,8 cm

- wood **legno W40**
- legno W41**
- aluminium **alluminio 16**
- alluminio 17**
- alluminio 31**
- alluminio 32**
- alluminio 33**

Disponibile fissaggio a incollo
Glue-on mounting system available on request

Il portarotolo è disponibile nella versione dx o sx, se non specificato al momento dell'ordine, verrà inviato dx.
Toilet paper holders are available both in the right and left-handed version. If not specified when ordering, it will be sent right.



SPECCHIO CON MENSOLA
mirror with shelf

L 33 x P 8,8 x H 36,5 cm
HG13.16
HG13.17



LEGGIO
lectern

L 14 x P 3,8 x H 21 cm
HG16.16
HG16.17



MENSOLA
shelf

HG8 L 28 x P 5,5 x H 4,5 cm HG9 L 40 x P 5,5 x H 4,5 cm
HG8.16 HG9.16
HG8.17 HG9.17



VASSOIO
tray

L 24 x P 12 x H 2,5 cm
HG12.16
HG12.17



GANCIO
clothes hook

L 0,4 x P 2,5 x H 7 cm
HG4.16
HG4.17



PORTASAPONE
soap dish holder

L 12 x P 12 x H 4,5 cm
HG2.16
HG2.17

XO

design Bruna Rapisarda

L'esigenza di piani d'appoggio soddisfa il bisogno di avere questa funzione senza che la pulizia del design ne venga turbata. La soluzione XO tiene ben presente l'esigenza del rigore del design contemporaneo integrando funzionalità a discrezione ed eleganza.

The necessity of countertops satisfies the need for this function without disturbing the clean lines of the design. The XO solution keeps the need for rigors in contemporary design by integrating functionality with discretion and elegance

Serie in Acciaio Inox Verniciato disponibile nelle finiture:

Varnished Stainless Steel Collection available in the following finishes:

.16
- **bianco opaco**
- matt white

.17
- **nero opaco**
- matt black

.32
- **salvia opaco**
- matt sage

.36
- **arancio opaco**
- matt orange

.37
- **blu opaco**
- mat blue

.38
- **rosso opaco**
- matt red





PORTAOGGETTI A PARETE
wall-shelf

L 26 x P 11,5 x H 26 cm

X020.16
X020.17
X020.32
X020.36
X020.37
X020.38



PORTAOGGETTI A PARETE
wall-shelf

L 45 x P 11,5 x H 20 cm

X019.16
X019.17
X019.32
X019.36
X019.37
X019.38



APPENDIABITO
clothes hook

L 4 x P 3,5 x H 4 cm

X04.16
X04.17
X04.32
X04.36
X04.37
X04.38



APPENDIABITO DOPPIO
double clothes hook

L 4 x P 3,5 x H 11 cm

X04D.16
X04D.17
X04D.32
X04D.36
X04D.37
X04D.38



GRIGLIA DOCCIA
shower grill

L 30 x P 10,5 x H 7,5 cm

X024.16
X024.17
X024.32
X024.36
X024.37
X024.38



GRIGLIA DOCCIA DOPPIA
double shower grill

L 30 x P 10,5 x H 18 cm

X023.16
X023.17
X023.32
X023.36
X023.37
X023.38



DISPENSER A PARETE
wall dispenser holder

L 8 x P 8,5 x H 17 cm

X03.16
X03.17
X03.32
X03.36
X03.37
X03.38



PORTABICCHIERE A PARETE
wall glass holder

L 8 x P 8,5 x H 11 cm

X01.16
X01.17
X01.32
X01.36
X01.37
X01.38



PORTABICCHIERE/DISPENSER A PARETE
wall glass / dispenser holder

L 18 x P 8,5 x H 17 cm

X02.16
X02.17
X02.32
X02.36
X02.37
X02.38



PORTAROTOLO
toilet paper holder

L 20 x P 10,5 x H 11 cm

X05.16
X05.17
X05.32
X05.36
X05.37
X05.38



PORTASALVIETTE CM 35
towel holder

L 35 x P 10,5 x H 3 cm

X08.16
X08.17
X08.32
X08.36
X08.37
X08.38



PORTASALVIETTE CM 45
towel holder

L 45 x P 10,5 x H 3 cm

X09.16
X09.17
X09.32
X09.36
X09.37
X09.38



SPECCHIO INGRANDITORE DA APPOGGIO
free-standing magnifying mirror

L 13,5 x P 9 x H 18 cm

X013.16
X013.17
X013.32
X013.36
X013.37
X013.38



MENSOLA DOPPIA
double shelf

L 35 x P 10,5 x H 18 cm

X022.16
X022.17
X022.32
X022.36
X022.37
X022.38



MENSOLA CON PORTASALVIETTE
shelf with towel holder

L 35 x P 10,5 x H 18 cm

X021.16
X021.17
X021.32
X021.36
X021.37
X021.38



PORTA SCOPINO DA APPOGGIO
standing brush holder

L 8 x P 8 x H 44 cm

X015.16
X015.17
X015.32
X015.36
X015.37
X015.38



PORTA SCOPINO DA PARETE
wall mounted toilet brush

L 8 x P 9 x H 44 cm

X014.16
X014.17
X014.32
X014.36
X014.37
X014.38



MENSOLA
shelf

L 70 x P 10 x H 6 cm

- X027.DX.16
- X027.DX.17
- X027.DX.32
- X027.DX.36
- X027.DX.37
- X027.DX.38

MENSOLA
shelf

L 70 x P 10 x H 6 cm

- X027.SX.16
- X027.SX.17
- X027.SX.32
- X027.SX.36
- X027.SX.37
- X027.SX.38



MENSOLA
shelf

L 40 x P 10 x H 6 cm / L 50 x P 10 x H 6 cm

- | | |
|---------|---------|
| X025.16 | X026.16 |
| X025.17 | X026.17 |
| X025.32 | X026.32 |
| X025.36 | X026.36 |
| X025.37 | X026.37 |
| X025.38 | X026.38 |

ROCK

Questa linea si distingue per il suo design robusto e moderno, comprendendo una gamma completa di accessori realizzati con materiali di altissima qualità che garantiscono durata e facilità di manutenzione. Estetica e funzionalità si combinano in modo impeccabile, integrandosi armoniosamente con qualsiasi arredamento, rendendo il bagno elegante e confortevole.

This line is distinguished by its robust and modern design, including a complete range of accessories made of the highest quality materials that guarantee durability and ease of maintenance. Aesthetics and functionality combine impeccably, blending harmoniously with any décor, making the bathroom elegant and comfortable.

Serie in Ottone/Zamak e Contenitori in Acriltech disponibile nelle finiture:

Brass/Zamak Collection and Acriltech Accessories available in the following finishes:



.10
- **cromo**
- chrome




.16
- **bianco opaco**
- matt white



.17
- **nero opaco**
- matt black




.20
- **nicel satinato**
- satin nickel



.24
- **oro scuro satinato**
- satin dark gold



.41
- **titanio satinato**
- satin titanium





PORTASALVIETTE 30/40/60
towel holder

RK8 L 30 x P 7 x H 1,5 cm **RK9** L 40 x P 7 x H 1,5 cm **RK10** L 60 x P 7 x H 1,5 cm

RK8.10	RK9.10	RK10.10
RK8.16	RK9.16	RK10.16
RK8.17	RK9.17	RK10.17
RK8.20	RK9.20	RK10.20
RK8.24	RK9.24	RK10.24
RK8.41	RK9.41	RK10.41



DISPENSER
soap dispenser

L 7,5 x P 13,5 x H 12,5 cm

RK3.10
RK3.16
RK3.17
RK3.20
RK3.24
RK3.41



PORTAROTOLO DOPPIO
toilet paper holder

L 28 x P 6 x H 1 cm

RK5D.10
RK5D.16
RK5D.17
RK5D.20
RK5D.24
RK5D.41



PIANTANA PORTASALVIETTE
towel stand

B 16 x 24 P 29 x H 87 cm

RK30.10
RK30.16
RK30.17
RK30.20
RK30.24
RK30.41



PORTABICCHIERE
glass holder

L 7,5 x P 10 x H 10 cm

RK1.10
RK1.16
RK1.17
RK1.20
RK1.24
RK1.41



PORTASAPONE
soap dish holder

L 11 x P 12 x H 2,5 cm

RK2.10
RK2.16
RK2.17
RK2.20
RK2.24
RK2.41



PIANTANA WC
multifunctional toilet stand

B 11 x 16 P 16 x H 57 cm

RK31.10
RK31.16
RK31.17
RK31.20
RK31.24
RK31.41



PIANTANA MULTIFUNZIONE
multifunctional toilet stand

B 11 x 16 P 26 x H 72 cm

RK32.10
RK32.16
RK32.17
RK32.20
RK32.24
RK32.41



APPENDIABITO
clothes hook

L 6,5 x P 4,5 x H 1 cm

RK4.10
RK4.16
RK4.17
RK4.20
RK4.24
RK4.41



PORTAROTOLO
Toilet paper holder

L 15,5 x P 6 x H 1 cm

RK5.10
RK5.16
RK5.17
RK5.20
RK5.24
RK5.41



PORTA SCOPINO A PARETE
wall brush holder

L 8 x P 9 x H 40 cm

RK 14.10
RK 14.16
RK 14.17
RK 14.20
RK 14.24
RK 14.41



PORTA SCOPINO DA APPOGGIO
standing brush holder

L 8 x P 8 x H 40 cm







RK 15.10
RK 15.16
RK 15.17
RK 15.20
RK 15.24
RK 15.41

TWIST

Elemento cardine è un design elegante e dinamico, caratterizzato da forme morbide e dettagli raffinati. Ideata per donare originalità e modernità alla sala bagno, questa collezione sposa la funzionalità ad uno stile armonioso.

An elegant and dynamic design is its pivotal element, characterized by harmonious shapes and refined details. Designed to bring originality and modernity to the bathroom, this collection combines functionality with a harmonious style.

Serie in Ottone/Zamak e Contenitori in Acriltech disponibile nelle finiture:
Brass/Zamak Collection and Acriltech Accessories available in the following finishes:





DISPENSER
soap dispenser

L 9 x P 13 x H 13 cm

TW3.10
TW3.16
TW3.17
TW3.20
TW3.24
TW3.40
TW3.41



PORTASAPONE
soap dish holder

L 11 x P 11 x H 3 cm

TW2.10
TW2.16
TW2.17
TW2.20
TW2.24
TW2.40
TW2.41



PORTAROTOLO
toilet paper holder

L 16 x P 7 x H 2 cm

TW5.10
TW5.16
TW5.17
TW5.20
TW5.24
TW5.40
TW5.41



PORTABICCHIERE
glass holder

L 8 x P 10 x H 10 cm

TW1.10
TW1.16
TW1.17
TW1.20
TW1.24
TW1.40
TW1.41



PORTAROTOLO CON COPERCHIO
toilet paper holder with cover

L 14 x P 2 x H 9 cm

TW5C.10
TW5C.16
TW5C.17
TW5C.20
TW5C.24
TW5C.40
TW5C.41



PORTAROTOLO RISERVA
spare paper holder

L 2 x P 7 x H 14 cm

TW5R.10
TW5R.16
TW5R.17
TW5R.20
TW5R.24
TW5R.40
TW5R.41



PORTASALVIETTE 33/48/63
towel holder

TW8 L 33 x P 7 x H 2 cm TW9 L 48 x P 7 x H 2 cm TW10 L 63 x P 7 x H 2 cm

TW8.10	TW9.10	TW10.10
TW8.16	TW9.16	TW10.16
TW8.17	TW9.17	TW10.17
TW8.20	TW9.20	TW10.20
TW8.24	TW9.24	TW10.24
TW8.40	TW9.40	TW10.40
TW8.41	TW9.41	TW10.41



PORTASALVIETTE DOPPIO
double towel holder

L 43 x P 6 x H 8 cm

TW7.10
TW7.16
TW7.17
TW7.20
TW7.24
TW7.40
TW7.41



APPENDINO
clothes hook

L 2 x P 4 x H 4 cm

TW4.10
TW4.16
TW4.17
TW4.20
TW4.24
TW4.40
TW4.41



APPENDINO DOPPIO
double clothes hook

L 7,5 x P 3,5 x H 4 cm

TW4D.10
TW4D.16
TW4D.17
TW4D.20
TW4D.24
TW4D.40
TW4D.41



PORTA SCOPINO A PARETE
wall brush holder

L 8 x P 9 x H 42 cm

TW14.10
TW14.16
TW14.17
TW14.20
TW14.24
TW14.40
TW14.41



PORTA SCOPINO DA APPOGGIO
standing brush holder

L 8 x P 8 x H 42 cm

TW15.10
TW15.16
TW15.17
TW15.20
TW15.24
TW15.40
TW15.41



PIANTANA PORTASALVIETTE
towel stand

B 16 x 24 P 38 x H 82 cm

TW30C.10
TW30C.16
TW30C.17
TW30C.20
TW30C.24
TW30C.40
TW30C.41



PIANTANA WC
multifunctional toilet stand

B 11 x 16 P 20 x H 62 cm

TW31B.10
TW31B.16
TW31B.17
TW31B.20
TW31B.24
TW31B.40
TW31B.41



PIANTANA PORTASALVIETTE
towel stand

B Ø 25 x P 38 x H 82 cm

TW30.10
TW30.16
TW30.17
TW30.20
TW30.24
TW30.40
TW30.41



PIANTANA PORTASALVIETTE
towel stand

B Ø 25 x P 30 x H 82 cm

TW30B.10
TW30B.16
TW30B.17
TW30B.20
TW30B.24
TW30B.40
TW30B.41



PIANTANA WC
multifunctional toilet stand

B Ø 20 x P 20 x H 62 cm

TW31.10
TW31.16
TW31.17
TW31.20
TW31.24
TW31.40
TW31.41



PIANTANA MULTIFUNZIONE
multifunctional toilet stand

B Ø 20 x P 40 x H 72 cm

TW32.10
TW32.16
TW32.17
TW32.20
TW32.24
TW32.40
TW32.41



CUBIC

La geometria delle linee unite alla modernità degli angoli retti, caratterizzano oggetti moderni e minimalisti, sfociando nella funzionalità con stile moderno. Ideale per chi desidera un ambiente bagno contrassegnato da linee sobrie e pulite.

The geometry of straight lines combined with the modernity of right angles characterize modern and minimalist objects, resulting in this line that combines functionality with modern style. Ideal for those who want a bathroom environment featured by sober, clean lines.

Serie in Ottone e Contenitori in Acriltech o Vetro Satinato disponibile nelle finiture:

Brass Collection and Acriltech or Satin Glass Accessories available in the following finishes:






DISPENSER
soap dispenser

L 7 x P 10,5 x H 19,5 cm

- CU3.10
- CU3.16
- CU3.17
- CU3.20
- CU3.40
- CU3.41
- CU3.42



PORTASAPONE
soap dish holder

L 11,5 x P 13 x H 4 cm

- CU2.10
- CU2.16
- CU2.17
- CU2.20
- CU2.40
- CU2.41
- CU2.42



PORTABICCHIERE
glass holder

L 10 x P 11 x H 12 cm

- CU1C.10
- CU1C.16
- CU1C.17
- CU1C.20
- CU1C.40
- CU1C.41
- CU1C.42



PORTABICCHIERE
glass holder

L 7 x P 10 x H 12,5 cm

- CU1.10
- CU1.16
- CU1.17
- CU1.20
- CU1.40
- CU1.41
- CU1.42



DISPENSER
soap dispenser

L 10 x P 11 x H 18 cm

- CU3C.10
- CU3C.16
- CU3C.17
- CU3C.20
- CU3C.40
- CU3C.41
- CU3C.42



PORTASAPONE
soap dish holder

L 14 x P 11,5 x H 4 cm

- CU2C.10
- CU2C.16
- CU2C.17
- CU2C.20
- CU2C.40
- CU2C.41
- CU2C.42



SPECCHIO INGRANDITORE
magnifying mirror

L 12 x P 6 x H 20 cm

CU13.10
CU13.16
CU13.17
CU13.20
CU13.40
CU13.41
CU13.42



APPENDIABITI PER TERMOARREDO
hanging hook for radiators

L 3 x P 7 x H 12 cm

XX1.10
XX1.16
XX1.17
XX1.20
XX1.40
XX1.41
XX1.42



PORTASALVIETTE SNODATO
double towel holder

L 30 x P 2 x H 6,5 cm

CU7.10
CU7.16
CU7.17
CU7.20
CU7.40
CU7.41
CU7.42



APPENDIABITO
clothes hook

L 1,4 x P 3,5 x H 1,4 cm

CU4.10
CU4.16
CU4.17
CU4.20
CU4.40
CU4.41
CU4.42



PORTAROTOLO
toilet paper holder

L 14 x P 7 x H 2,5 cm

CU5.10
CU5.16
CU5.17
CU5.20
CU5.40
CU5.41
CU5.42



MENSOLA
shelf

L 60 x P 12,5 x H 2,5 cm

CU12.10
CU12.16
CU12.17
CU12.20
CU12.40
CU12.41
CU12.42



PORTASALVIETTE
towel holder

CU8 L 30 x P 7 x H 1,4 cm	CU9 L 40 x P 7 x H 1,4 cm	CU10 L 60 x P 7 x H 1,4 cm
CU8.10	CU9.10	CU10.10
CU8.16	CU9.16	CU10.16
CU8.17	CU9.17	CU10.17
CU8.20	CU9.20	CU10.20
CU8.40	CU9.40	CU10.40
CU8.41	CU9.41	CU10.41
CU8.42	CU9.42	CU10.42



ANELLO PORTASALVIETTE
ring towel holder

L 18 x P 6 x H 10,5 cm
CU11.10
CU11.16
CU11.17
CU11.20
CU11.40
CU11.41
CU11.42



PORTA SCOPINO A PARETE
wall brush holder

L 8 x P 9 x H 40 cm

EKO	OTTONE
CU14E.10	CU14.10
CU14E.16	CU14.16
CU14E.17	CU14.17
CU14E.20	CU14.20
CU14E.40	CU14.40
CU14E.41	CU14.41
CU14E.42	CU14.42



PORTA SCOPINO DA APPOGGIO
standing brush holder

L 8 x P 8 x H 40 cm

EKO	OTTONE
CU15E.10	CU15.10
CU15E.16	CU15.16
CU15E.17	CU15.17
CU15E.20	CU15.20
CU15E.40	CU15.40
CU15E.41	CU15.41
CU15E.42	CU15.42



PIANTANA WC
multifunctional toilet stand

B 11 x 16 cm, P 16 x H 62 cm

CU31.10
CU31.16
CU31.17
CU31.20
CU31.40
CU31.41
CU31.42



PIANTANA PORTASALVIETTE
towel stand

B 16 x 24 cm, P 36 x H 92 cm

CU30.10
CU30.16
CU30.17
CU30.20
CU30.40
CU30.41
CU30.42



PIANTANA MULTIFUNZIONE
multifunctional toilet stand

B 16 x 24 cm, P 45 x H 86 cm

CU34.10
CU34.16
CU34.17
CU34.20
CU34.40
CU34.41
CU34.42



PIANTANA PORTASALVIETTE BIDET
towel stand

B 16 x 24 x P 36 x H 67 cm

CU36.10
CU36.16
CU36.17
CU36.20
CU36.40
CU36.41
CU36.42



PIANTANA MULTIFUNZIONE
multifunctional toilet stand

B 11 x 16 cm, P 45 x H 77 cm

CU32.10
CU32.16
CU32.17
CU32.20
CU32.40
CU32.41
CU32.42



PIANTANA MULTIFUNZIONE
multifunctional toilet stand

B 16 x 24 P 45 x H 77 cm

CU33.10
CU33.16
CU33.17
CU33.20
CU33.40
CU33.41
CU33.42



RACK PORTA ASCIUGAMANI
shelves for towels

L 60 x P 30 x H 10 cm

CU20.10
CU20.16
CU20.17
CU20.20
CU20.40
CU20.41
CU20.42




CUBIC+


Gli accessori Cubic+ elevano il design contemporaneo di Cubic ad un nuovo livello aggiungendo dettagli innovativi e finiture di alta gamma. Ideale per chi ricerca un'estetica moderna e raffinata. Questa collezione si integra armoniosamente con qualsiasi arredamento, rendendo la sala da bagno un ambiente legante, moderno e confortevole.

Cubic + accessories elevate the contemporary design of Cubic to a new level by adding innovative details and high-end finishes. Ideal for those seeking a modern and refined aesthetic. This collection blends harmoniously with any décor, making the bathroom a bonding, modern and comfortable environment.

Serie in Ottone e Contenitori in Acriltech disponibile nelle finiture:

Brass Collection and Acriltech Accessories available in the following finishes:






PORTASALVIETTE 30/40/60
towel holder

CX8 L 30 x P 7,5 x H 1,4 cm **CX9** L 40 x P 7,5 x H 1,4 cm **CX10** L 60 x P 7,5 x H 1,4 cm

CX8.10	CX9.10	CX10.10
CX8.16	CX9.16	CX10.16
CX8.17	CX9.17	CX10.17
CX8.20	CX9.20	CX10.20
CX8.40	CX9.40	CX10.40
CX8.41	CX9.41	CX10.41
CX8.42	CX9.42	CX10.42



PORTASAPONE
soap dish holder

L 12,5 x P 7,5 x H 4 cm
CX2



RIPIANO CM 30
shelf

L 30 x P 7,5 x H 4 cm
CX12



DISPENSER
soap dispenser

L 9,5 x P 7,5 x H 18 cm

CX3.10
CX3.16
CX3.17
CX3.20
CX3.40
CX3.41
CX3.42



BICCHIERE
glass holder

L 9,5 x P 7,5 x H 12 cm

CX1



PORTASAPONE CON PORTAROTOLO
soap dish holder with paper holder

L 14 x P 7,5 x H 11,5 cm

CX5.10
CX5.16
CX5.17
CX5.20
CX5.40
CX5.41
CX5.42



PORTAOGGETTI
tray for objects

L 30 x P 7,5 x H 7,5 cm

CX17

POWER

Design audace e moderno, pensata per tutti coloro che vogliono donare un tocco di forza e dinamismo al proprio ambiente bagno.




La sapiente combinazione di forme e materiali, uniti a finiture ricercate fa sì che questa linea sia adatta ad un arredamento grintoso e di carattere.

Bold and modern design, conceived for all those who want to add a touch of strength and dynamism to their bathroom environment.

The skillful combination of shapes and materials, joined with refined finishes, makes this line suitable for bold and characterful furnishing.

Serie in Ottone e Contenitori in Vetro Satinato disponibile nelle finiture:


Brass Collection and Satin Glass Accessories available in the following finishes:



Articolo con possibilità di fissaggio ad incollo. Per l'installazione ad incollo è necessario acquistare un art. FX1 per ogni attacco a parete.

Article that can be fixed into place with adhesive. It is necessary to buy separately one FX1 article for each wall fixing base.

art. FX1 € 7,00





DISPENSER
soap dispenser

L 8 x P 12,5 x H 18 cm

PR3.10
PR3.16
PR3.17
PR3.20
PR3.24
PR3.40
PR3.41



PORTABICCHIERE
glass holder

L 7,5 x P 12,5 x H 11 cm

PR1.10
PR1.16
PR1.17
PR1.20
PR1.24
PR1.40
PR1.41



PORTASAPONE
soap dish holder

L 12,5 x P 15 x H 5 cm

PR2.10
PR2.16
PR2.17
PR2.20
PR2.24
PR2.40
PR2.41



APPENDIABITO
clothes hook

L 5 x P 5,5 x H 5 cm

PR4.10
PR4.16
PR4.17
PR4.20
PR4.24
PR4.40
PR4.41



PORTAROTOLO
toilet paper holder

L 16 x P 8 x H 5 cm

PR5.10
PR5.16
PR5.17
PR5.20
PR5.24
PR5.40
PR5.41



PORTAROTOLO RISERVA
spare roll holder

L 6 x P 10,5 x H 16 cm

PR5R.10
PR5R.16
PR5R.17
PR5R.20
PR5R.24
PR5R.40
PR5R.41



PORTASALVIETTE 28/38/58
towel holder

PR8 L 28 x P 8 x H 5 cm	PR9 L 38 x P 8 x H 5 cm	PR10 L 58 x P 8 x H 5 cm
PR8.10	PR9.10	PR10.10
PR8.16	PR9.16	PR10.16
PR8.17	PR9.17	PR10.17
PR8.20	PR9.20	PR10.20
PR8.24	PR9.24	PR10.24
PR8.40	PR9.40	PR10.40
PR8.41	PR9.41	PR10.41



MENSOLA
shelf

L 60 x P 13 x H 6 cm
PR12.10
PR12.16
PR12.17
PR12.20
PR12.24
PR12.40
PR12.41



ANELLO PORTA SALVIETTE
ring towel holder

L 20 x P 8 x H 22 cm
PR11.10
PR11.16
PR11.17
PR11.20
PR11.24
PR11.40
PR11.41



PORTASALVIETTE SNODATO
double towel holder

L 33 x P 8 x H 12 cm
PR7.10
PR7.16
PR7.17
PR7.20
PR7.24
PR7.40
PR7.41



SPECCHIO INGRANDITORE
magnifying mirror

L 13,5 x P 5,5 x H 20 cm

PR13.10
PR13.16
PR13.17
PR13.20
PR13.24
PR13.40
PR13.41



APPENDIBILI PER TERMOARREDO
hanging hook for radiators

L 3 x P 7 x H 12 cm

XX1.10
XX1.16
XX1.17
XX1.20
XX1.24
XX1.40
XX1.41



PORTA SCOPINO A PARETE
wall brush holder

L 8 x P 9 x H 42 cm


PR14.10
PR14.16
PR14.17
PR14.20
PR14.24
PR14.40
PR14.41



PORTA SCOPINO DA APPOGGIO
standing brush holder

L 8 x P 8 x H 42 cm

PR15.10
PR15.16
PR15.17
PR15.20
PR15.24
PR15.40
PR15.41



PIANTANA PORTASALVIETTE
towel stand

B 16 x 24 x P 38 x H 82 cm

PR30C.10
PR30C.16
PR30C.17
PR30C.20
PR30C.24
PR30C.40
PR30C.41



PIANTANA WC
multifunctional toilet stand

B 11 X 16 P 20 x H 62 cm

PR31B.10
PR31B.16
PR31B.17
PR31B.20
PR31B.24
PR31B.40
PR31B.41



PIANTANA PORTASALVIETTE
towel stand

B Ø 25 X P 38 x H 82 cm

PR30.10
PR30.16
PR30.17
PR30.20
PR30.24
PR30.40
PR30.41



PIANTANA WC
multifunctional toilet stand

B Ø 20 X P 20 x H 62 cm

PR31.10
PR31.16
PR31.17
PR31.20
PR31.24
PR31.40
PR31.41



PIANTANA PORTASALVIETTE
towel stand

B Ø 25 cm, P 30 x H 82 cm

PR30B.10
PR30B.16
PR30B.17
PR30B.20
PR30B.24
PR30B.40
PR30B.41



PIANTANA MULTIFUNZIONE
multifunctional toilet stand

B Ø 20 x P 40 x H 72 cm




PR32.10
PR32.16
PR32.17
PR32.20
PR32.24
PR32.40
PR32.41

HOT

Pensata per aggiungere vivacità e movimento, la linea Hot si distingue per il suo design accattivante. Forme fluide e facilità di installazione donano un tocco di energia al bagno. Ideale per coloro che sono alla ricerca di un mix di funzionalità e stile.

Designed to add vibrancy and movement, the Hot line is distinguished by its eye-catching design, fluid shapes, and ease of installation, adding a touch of energy to the bathroom.

Serie in Ottone e Contenitori in Vetro Satinato o Ottone disponibile nelle finiture:
Brass Collection and Satin Glass or Brass Accessories available in the following finishes:



Articolo con possibilità di fissaggio ad incollo. Per l'installazione ad incollo è necessario acquistare un art. FX1 per ogni attacco a parete.
Article that can be fixed into place with adhesive. It is necessary to buy separately one FX1 article for each wall fixing base.
art. FX1 €7,00





DISPENSER
soap dispenser

L 8 x P 11,5 x H 18 cm

OT3.10
OT3.16
OT3.17
OT3.20
OT3.24
OT3.40
OT3.41



PORTABICCHIERE
glass holder

L 8 x P 12 x H 9,5 cm

OT1.10
OT1.16
OT1.17
OT1.20
OT1.24
OT1.40
OT1.41



PORTASAPONE
soap dish holder

L 12,5 x P 14 x H 6 cm

OT2.10
OT2.16
OT2.17
OT2.20
OT2.24
OT2.40
OT2.41



PORTASAPONE
soap dish holder

L 12 x P 14 x H 4 cm

OT2M.10
OT2M.16
OT2M.17
OT2M.20
OT2M.24
OT2M.40
OT2M.41



DISPENSER
soap dispenser

L 6 x P 11 x H 16 cm

OT3M.10
OT3M.16
OT3M.17
OT3M.20
OT3M.24
OT3M.40
OT3M.41



PORTABICCHIERE
glass holder

L 6 x P 11 x H 11,5 cm

OT1M.10
OT1M.16
OT1M.17
OT1M.20
OT1M.24
OT1M.40
OT1M.41



PORTASALVIETTE 30/40/60
towel holder

OT8 L 30 x P 8 x H 5 cm **OT9** L 40 x P 8 x H 5 cm **OT10** L 60 x P 8 x H 5 cm

OT8.10	OT9.10	OT10.10
OT8.16	OT9.16	OT10.16
OT8.17	OT9.17	OT10.17
OT8.20	OT9.20	OT10.20
OT8.24	OT9.24	OT10.24
OT8.40	OT9.40	OT10.40
OT8.41	OT9.41	OT10.41



APPENDIABITO
clothes hook

L 3 x P 3,5 x H 3 cm

OT4.10
OT4.16
OT4.17
OT4.20
OT4.24
OT4.40
OT4.41



APPENDIABITO
clothes hook

L 4 x P 5,5 x H 5 cm

OT4B.10
OT4B.16
OT4B.17
OT4B.20
OT4B.24
OT4B.40
OT4B.41



MENSOLA
shelf

L 60 x P 10,5 x H 2 cm

OT12.10
OT12.16
OT12.17
OT12.20
OT12.24
OT12.40
OT12.41



PORTAROTOLO
toilet paper holder

L 16 x P 7,5 x H 5 cm

OT5.10
OT5.16
OT5.17
OT5.20
OT5.24
OT5.40
OT5.41



PORTAROTOLO RISERVA
spare roll holder

L 5 x P 7,5 x H 16 cm

OT5R.10
OT5R.16
OT5R.17
OT5R.20
OT5R.24
OT5R.40
OT5R.41



PORTAROTOLO RISERVA
spare roll holder

L 6 x P 10 x H 17 cm

OT5R2.10
OT5R2.16
OT5R2.17
OT5R2.20
OT5R2.24
OT5R2.40
OT5R2.41



PORTAROTOLO DOPPIO
Double toilet paper holder

L 7 x P 13 x H 24 cm

OT5D.10
OT5D.16
OT5D.17
OT5D.20
OT5D.24
OT5D.40
OT5D.41



PORTASALVIETTE SNODATO
double towel holder

L 30 x P 8 x H 10 cm

OT7.10
OT7.16
OT7.17
OT7.20
OT7.24
OT7.40
OT7.41



ANELLO PORTA SALVIETTE
ring towel holder

L 22 x P 7,5 x H 24 cm

OT11.10
OT11.16
OT11.17
OT11.20
OT11.24
OT11.40
OT11.41



PORTA SCOPINO A PARETE
wall brush holder

L 8 x P 9 x H 42 cm

- OT14.10
- OT14.16
- OT14.17
- OT14.20
- OT14.24
- OT14.40
- OT14.41



PORTA SCOPINO DA APPOGGIO
standing brush holder

L 8 x P 8 x H 42 cm

- OT15.10
- OT15.16
- OT15.17
- OT15.20
- OT15.24
- OT15.40
- OT15.41



RACK PORTA ASCIUGAMANI
shelves for towels

L 60 x P 30 x H 14 cm

- OT20.10
- OT20.16
- OT20.17
- OT20.20
- OT20.24
- OT20.40
- OT20.41



RACK PORTA ASCIUGAMANI
shelves for towels

L 58 x P 27 x H 10 cm

- OT21.10
- OT21.16
- OT21.17
- OT21.20
- OT21.24
- OT21.40
- OT21.41



PIANTANA PORTASALVIETTE
towel stand

B Ø 25 x P 43 x H 92 cm

- OT30.10
- OT30.16
- OT30.17
- OT30.20
- OT30.24
- OT30.40
- OT30.41



PIANTANA WC
multifunctional toilet stand

B Ø 20 x P 20 x H 62 cm

- OT31.10
- OT31.16
- OT31.17
- OT31.20
- OT31.24
- OT31.40
- OT31.41



PIANTANA PORTASALVIETTE
towel stand

B 16 x 24 x P 36 x H 92 cm

- OT30B.10
- OT30B.16
- OT30B.17
- OT30B.20
- OT30B.24
- OT30B.40
- OT30B.41



PIANTANA WC
multifunctional toilet stand

B 11 x 16 x P 16 x H 56 cm

- OT31B.10
- OT31B.16
- OT31B.17
- OT31B.20
- OT31B.24
- OT31B.40
- OT31B.41



PIANTANA PORTASALVIETTE
towel stand

B Ø 25 x P 32 x H 92 cm

- OT30C.10
- OT30C.16
- OT30C.17
- OT30C.20
- OT30C.24
- OT30C.40
- OT30C.41



PIANTANA WC
multifunctional toilet stand

B Ø 20 x P 20 x H 56 cm

- OT31C.10
- OT31C.16
- OT31C.17
- OT31C.20
- OT31C.24
- OT31C.40
- OT31C.41



PIANTANA MULTIFUNZIONE
multifunctional toilet stand

B Ø 20 x P 35 x H 77 cm

- OT32.10
- OT32.16
- OT32.17
- OT32.20
- OT32.24
- OT32.40
- OT32.41



PIANTANA MULTIFUNZIONE
multifunctional toilet stand

B Ø 20 x P 25 x H 80 cm

- OT33.10
- OT33.16
- OT33.17
- OT33.20
- OT33.24
- OT33.40
- OT33.41



PIANTANA MULTIFUNZIONE
multifunctional toilet stand

B Ø 20 x P 25 x H 77 cm

OT34.10
OT34.16
OT34.17
OT34.20
OT34.24
OT34.40
OT34.41



SPECCHIO INGRANDITORE LED
LED magnifying mirror

L 41 x P 8,5 x H 25,5 cm

OT200.10



SPECCHIO INGRANDITORE LED
LED magnifying mirror

L 35 x P 5 x H 21,5 cm

OT210.10



SPECCHIO INGRANDITORE
magnifying mirror

L 42,5 x P 5 x H 31 cm

OT230.10



SPECCHIO INGRANDITORE
magnifying mirror

L 34,5 x P 5 x H 31 cm

OT231.10



SPECCHIO INGRANDITORE DA APPOGGIO
magnifying mirror

L 23 x P 14 x H 39 cm

OT240.10

DALMATA

Linea elegante e sofisticata, si contraddistingue per la combinazione di materiali di elevata qualità come acciaio inox e solid surface, nonché per la lavorazione intarsiata che caratterizza la linea. I componenti definiscono l'oggetto creando un mix di ricercatezza e design.

This elegant and sophisticated line is characterized by the combination of high-quality materials such as stainless steel and solid surface, as well as the inlaid work that defines the line. Made of frosted glass, the components define the object, creating a mix of sophistication and design.

Serie in Acciaio Inox disponibile nelle finiture:

Stainless Steel Collection available in the following finishes:



Articolo con possibilità di fissaggio ad incollo. Per l'installazione ad incollo è necessario acquistare un art. FX1 per ogni attacco a parete.
Article that can be fixed into place with adhesive. It is necessary to buy separately one FX1 article for each wall fixing base.
art. FX1 €7,00



DISPENSER
soap dispenser

L 10 x P 10 x H 17 cm

DM3.16
DM3.17



PORTABICCHIERE
glass holder

L 10 x P 10 x H 16 cm

DM1.16
DM1.17



PORTASAPONE
soap dish holder

L 14 x P 10 x H 8 cm

DM2.16
DM2.17



APPENDIABITO
clothes hook

L 5 x P 4 x H 8,5 cm

DM4.16
DM4.17



PORTAROTOLO
toilet paper holder

L 18,5 x P 7 x H 5 cm

DM5.16
DM5.17



PORTASALVIETTE 30/40/60
towel holder

DM8 L 30 x P 7,5 x H 5 cm **DM9** L 40 x P 7,5 x H 5 cm **DM10** L 60 x P 7,5 x H 5 cm
DM8.16 **DM9.16** **DM10.16**
DM8.17 **DM9.17** **DM10.17**



PORTASALVIETTE SNODATO
double towel holder

L 33,5 x P 30 x H 11 cm
DM7.16
DM7.17



ANELLO PORTA SALVIETTE
ring towel holder

L 20 x P 8 x H 16,5 cm
DM11.16
DM11.17



PORTASCPINO DA APPOGGIO
toilet brush holder

L 8 x P 8 x H 41 cm
DM15.16
DM15.17



PORTASCPINO A PARETE
wall toilet brush holder

L 8 x P 9 x H 41 cm
DM14.16
DM14.17



PIANTANA PORTASALVIETTE
towel stand

B 16 x 24 x P 39 x H 87 cm

DM30.16
DM30.17



PIANTANA WC
multifunctional toilet stand

B 11 x 16 x P 16 x H 57 cm

DM31.16
DM31.17



GRIGLIA DOCCIA
shower grill

L 20 x P 12 x H 2,5 cm

DM19.16
DM19.17



GRIGLIA DOCCIA
shower grill

L 30 x P 12 x H 2,5 cm

DM20.16
DM20.17



GRIGLIA DOCCIA ANGOLARE
angular shower grill

L 17 x P 17 x H 2,5 cm

DM21.16
DM21.17

ENGLISH

Eleganza e raffinatezza confluiscono nella realizzazione di questa linea classica e senza tempo. La scelta ricade su un ambiente tradizionale, senza tralasciare la qualità dei materiali come la ricercatezza dei materiali. Il design classico si snoda attraverso linee eleganti e finiture raffinate ideali nel rispetto della tradizione.

Elegance combined with refinement result in the realization of this classic and timeless line. The choice falls on a traditional ambience, without neglecting the quality of materials such as the refinement of ceramics. The classic design unfolds through elegant lines and refined finishes that are ideal for respecting tradition.

Serie in Ottone e Contenitori in Vetro Satinato disponibile nelle finiture:
Brass Collection and Satin Glass Accessories available in the following finishes:



Articolo con possibilità di fissaggio ad incollo. Per l'installazione ad incollo è necessario acquistare un art. FX1 per ogni attacco a parete.
Article that can be fixed into place with adhesive. It is necessary to buy separately one FX1 article for each wall fixing base.
art. FX1 €7,00





PORTASALVIETTE 35/45/60
towel holder

L 35 x P 8,5 x H 5,5 cm - L 45 x P 8,5 x H 5,5 cm - L 60 x P 8,5 x H 5,5 cm

35 .90 .91 .92

EH8.10
EH8.13
EH8.14
45
EH9.10
EH9.13
EH9.14
65
EH10.10
EH10.13
EH10.14



ANELLO PORTA SALVIETTE
ring towel holder

L 19 x P 8,5 x H 21 cm

.90 .91 .92

EH11.10
EH11.13
EH11.14



PORTA SCOPINO A PARETE
wall brush holder

L 8 x P 9 x H 40 cm

.90 .91 .92

EH14.10
EH14.13
EH14.14



PORTA SCOPINO DA APPOGGIO
standing brush holder

L 8 x P 8 x H 40 cm

.90 .91 .92

EH15.10
EH15.13
EH15.14



PORTASAPONE
soap dish holder

L 12,5 x P 18 x H 11 cm

.90 .91 .92

EH2.10
EH2.13
EH2.14



DISPENSER
soap dispenser

L 7 x P 15 x H 19 cm

.90 .91 .92

EH3.10
EH3.13
EH3.14



PORTAROTOLO
toilet paper holder

L 21,5 x P 8,5 x H 5,5 cm

.90 .91 .92

EH5.10
EH5.13
EH5.14



PORTABICCHIERE
glass holder

L 7 x P 15 x H 19 cm

.90 .91 .92

EH1.10
EH1.13
EH1.14



APPENDIABITO DOPPIO
double clothes hook

L 6,5 x P 6 x H 10,5 cm

.90 .91 .92


EH4.10
EH4.13
EH4.14

FLAKE

Linee sinuose unite ad un tocco di classicità ci regalano questa linea unica e versatile: frutto del lavoro dei nostri migliori artigiani, che sfruttano al meglio i materiali pregiati. Eleganza e movimento caratterizzano Flake, che ben si sposa con ambienti moderni e classici, restituendoci un'esperienza unica.

Sinuous lines combined with a touch of classicism give us this unique and versatile line: the result of the work of our best craftsmen, who make the most precious materials. Elegance and movement characterize Flake, which blends well with modern and classic environments, giving us a unique experience.

Serie in Ottone e Contenitori in Ceramica Bianca disponibile nelle finiture:
Brass Collection and White Pottery Accessories available in the following finishes:



Articolo con possibilità di fissaggio ad incollo. Per l'installazione ad incollo è necessario acquistare un art. FX1 per ogni attacco a parete.
Article that can be fixed into place with adhesive. It is necessary to buy separately one FX1 article for each wall fixing base.
art. FX1 €7,00



PORTASALVIETTE 30/40/60
towel holder

FK8 L 30 x P 6,5 x H 17,5 cm **FK9** L 40 x P 6,5 x H 17,5 cm **FK10** L 60 x P 6,5 x H 17,5 cm

FK8.13	FK9.13	FK10.13
FK8.14	FK9.14	FK10.14
FK8.20	FK9.20	FK10.20
FK8.40	FK9.40	FK10.40



PORTA SCOPINO A PARETE
wall brush holder

L 8 x P 9 x H 35 cm

FK14.13
FK14.14
FK14.20
FK14.40



PORTA SCOPINO DA APPOGGIO
standing brush holder

L 8 x P 8 x H 35 cm

FK15.13
FK15.14
FK15.20
FK15.40



PORTASAPONE
soap dish holder

L 12 x P 15,5 x H 17,5 cm

FK2.13
FK2.14
FK2.20
FK2.40



DISPENSER
soap dispenser

L 8,5 x P 14,5 x H 21 cm

FK3.13
FK3.14
FK3.20
FK3.40



PORTAROTOLO
toilet paper holder

L 17 x P 6,5 x H 17,5 cm

FK5.13
FK5.14
FK5.20
FK5.40



PORTABICCHIERE
glass holder

L 8,5 x P 13,5 x H 21 cm

FK1.13
FK1.14
FK1.20
FK1.40



APPENDIABITO
clothes hook

L 5 x P 5,5 x H 17,5 cm

FK4.13
FK4.14
FK4.20
FK4.40

PIANTANE

Ideale per gli amanti delle linee semplici ed essenziali; collezione moderna studiata nei minimi particolari per offrire eleganza e praticità senza tralasciare il gusto. L'innovazione delle forme unite ad un design innovativo e funzionale ci regalano un'esperienza semplicemente elegante.

Ideal for those who love simple and essential lines; a modern and essential collection, designed down to the smallest detail to offer elegance and practicality without neglecting taste. Innovative shapes combined with innovative and functional design give us a simply elegant experience.

Serie in Acciaio o Ottone e Acriltech disponibile nelle finiture:

Steel or Brass and Acriltech Collection available in the following finishes:




.10
- cromo
- chrome




.13
- oro
- gold




.14
- bronzo
- bronze



.16
- bianco opaco
- matt white



.17
- nero opaco
- matt black




.20
- nichel satinato
- satin nickel



.22
- corten
- corten



.24
- oro scuro satinato
- satin dark gold



.32
- salvia opaco
- matt sage



.36
- arancio opaco
- matt orange



.37
- blu opaco
- matt blue




.38
- rosso opaco
- matt red



.40
- rame
- copper



.41
- titanio satinato
- satin titanium



.42
- oro satinato
- satin gold






Acciaio e Acriltech
Steel and Acriltech



**SCALETTA PORTASALVIETTE,
MENSOLA E 2 APPENDINI**
Towel ladder, shelf and 2 hooks
L 57 x P 23 x H 146 cm
WE1.16
WE1.17



**SCALETTA PORTASALVIETTE, SPECCHIO,
MENSOLA E 2 APPENDINI**
Towel ladder, mirror, shelf and 2 hooks
L 57 x P 28 x H 182 cm
WE2.16
WE2.17



Acciaio e Acriltech
Steel and Acriltech



PIANTANA WC
multifunctional toilet stand

L 31 x P 15 x H 72 cm

- TA31.16
- TA31.17
- TA31.32
- TA31.36
- TA31.37
- TA31.38



PIANTANA PORTASALVIETTE
towel stand

L 38 x P 13 x H 82 cm

- TA30.16
- TA30.17
- TA30.32
- TA30.36
- TA30.37
- TA30.38



Acciaio e Acriltech
Steel and Acriltech



PIANTANA PORTASALVIETTE
towel stand

L 44 x P 31 x H 72 cm

- TA33.16
- TA33.17
- TA33.32
- TA33.36
- TA33.37
- TA33.38



PIANTANA PORTASALVIETTE
towel stand

L 44 x P 31 x H 82 cm

- TA32.16
- TA32.17
- TA32.32
- TA32.36
- TA32.37
- TA32.38



Ottone
Brass



PIANTANA WC
Multifunctional toilet stand

L 37 x P 20 x H 71,5 cm

- TA35.16
- TA35.17
- TA35.32
- TA35.36
- TA35.37
- TA35.38



PIANTANA PORTASALVIETTE
Towel stand

L 49 x P 20 x H 86,5 cm

- TA34.16
- TA34.17
- TA34.32
- TA34.36
- TA34.37
- TA34.38



Accessori



Acciaio Inox
Stainless Steel

PIANTANA PORTASALVIETTE
towel stand

B 16 x 20 P 30 x H 82 cm

RK34.10
RK34.16
RK34.17
RK34.20
RK34.24
RK34.41



Acciaio Inox e Ottone
Stainless Steel and Brass

PIANTANA PORTASALVIETTE
towel stand

B 16 x 24 x P 29 x H 87 cm

RK30.10
RK30.16
RK30.17
RK30.20
RK30.24
RK30.41

Piantane



Acciaio Inox
Stainless Steel

PIANTANA PORTASALVIETTE
towel stand

B 11 x 16 x P 16 x H 62 cm

RK35.10
RK35.16
RK35.17
RK35.20
RK35.24
RK35.41



Acciaio Inox e Ottone
Stainless Steel and Brass

PIANTANA WC
multifunctional toilet stand

B 11 x 16 x P 16 x H 57 cm

RK31.10
RK31.16
RK31.17
RK31.20
RK31.24
RK31.41



Accessori



Acciaio Inox e Ottone
Stainless Steel and Brass

PIANTANA MULTIFUNZIONE
multifunctional toilet stand

B 11 x 16 x P 26 x H 72 cm

RK32.10
RK32.16
RK32.17
RK32.20
RK32.24
RK32.41



Ottone
Brass

PIANTANA WC
multifunctional toilet stand

B 11 x 16 x P 19 x H 57 cm

MX31.10
MX31.16
MX31.17
MX31.20
MX31.24
MX31.41

Piantane



Ottone
Brass

PIANTANA PORTASALVIETTE
towel stand

B 16 x 24 x P 36 x H 88 cm

MX30.10
MX30.16
MX30.17
MX30.20
MX30.24
MX30.41



Ottone
Brass

PIANTANA MULTIFUNZIONE
multifunctional toilet stand

B 11 x 16 x P 39 x H 72 cm

MX32.10
MX32.16
MX32.17
MX32.20
MX32.24
MX32.41



Accessori

Piantane



Ottone
Brass

PIANTANA MULTIFUNZIONE
multifunctional toilet stand

B 11 x 16 cm, P 39 x H 75 cm

MX32D.10
MX32D.16
MX32D.17
MX32D.20
MX32D.24
MX32D.41



Ottone
Brass

PIANTANA MULTIFUNZIONE
multifunctional toilet stand

B 11 x 16 x P 39 x H 75 cm

MX32DR.10
MX32DR.16
MX32DR.17
MX32DR.20
MX32DR.24
MX32DR.41



Ottone
Brass

PIANTANA MULTIFUNZIONE
multifunctional toilet stand

B 16 x 24 x P 39 x H 75 cm

MX33.10
MX33.16
MX33.17
MX33.20
MX33.24
MX33.41



Ottone
Brass

PIANTANA MULTIFUNZIONE
multifunctional toilet stand

B 16 x 24 x P 39 x H 75 cm

MX34.10
MX34.16
MX34.17
MX34.20
MX34.24
MX34.41



Accessori



Ottone
Brass

PIANTANA PORTASALVIETTE
towel stand

B 16 x 24 cm x P 36 x H 92 cm

CU30.10
CU30.16
CU30.17
CU30.20
CU30.40
CU30.41
CU30.42

Piantane



Acciaio Inox e Ottone
Stainless Steel and Brass

PIANTANA WC
multifunctional toilet stand

B 11 x 16 x P 16 x H 62 cm

CU31.10
CU31.16
CU31.17
CU31.20
CU31.40
CU31.41
CU31.42



Acciaio Inox e Ottone
Stainless Steel and Brass

PIANTANA MULTIFUNZIONE
multifunctional toilet stand

B 11 x 16 x P 45 x H 77 cm

CU32.10
CU32.16
CU32.17
CU32.20
CU32.40
CU32.41
CU32.42




Ottone
Brass

PIANTANA MULTIFUNZIONE
multifunctional toilet stand

B 16 x 24 x P 45 x H 77 cm

CU33.10
CU33.16
CU33.17
CU33.20
CU33.40
CU33.41
CU33.42



Accessori



Ottone
Brass

PIANTANA MULTIFUNZIONE
multifunctional toilet stand

B 16 x 24 x P 45 x H 86 cm

CU34.10
CU34.16
CU34.17
CU34.20
CU34.40
CU34.41
CU34.42



Ottone
Brass

PIANTANA PORTASALVIETTE
towel stand

B 16 x 24 x P 38 x H 82 cm

PR30C.10
PR30C.16
PR30C.17
PR30C.20
PR30C.24
PR30C.40
PR30C.41

Piantane



Ottone
Brass

PIANTANA MULTIFUNZIONE
multifunctional toilet stand

B 16 x 24 x P 45 x H 77 cm

CU35.10
CU35.16
CU35.17
CU35.20
CU35.40
CU35.41
CU35.42



Ottone
Brass

PIANTANA WC
multifunctional toilet stand

B 11 x 16 x P 20 x H 62 cm

PR31B.10
PR31B.16
PR31B.17
PR31B.20
PR31B.24
PR31B.40
PR31B.41



Accessori



Ottone
Brass
PIANTANA PORTASALVIETTE
towel stand

B Ø 25 x P 38 x H 82 cm

PR30.10
PR30.16
PR30.17
PR30.20
PR30.24
PR30.40
PR30.41

Piantane



Ottone
Brass
PIANTANA PORTASALVIETTE
towel stand

B Ø 25 x P 30 x H 82 cm

PR30B.10
PR30B.16
PR30B.17
PR30B.20
PR30B.24
PR30B.40
PR30B.41



Ottone
Brass
PIANTANA WC
multifunctional toilet stand

B Ø 20 x P 20 x H 62 cm

PR31.10
PR31.16
PR31.17
PR31.20
PR31.24
PR31.40
PR31.41



Ottone
Brass
PIANTANA MULTIFUNZIONE
multifunctional toilet stand

B Ø 20 x P 40 x H 72 cm

PR32.10
PR32.16
PR32.17
PR32.20
PR32.24
PR32.40
PR32.41



Accessori



Ottone
Brass

PIANTANA PORTASALVIETTE
towel stand

B Ø 25 x P 43 x H 92 cm

OT30.10
OT30.16
OT30.17
OT30.20
OT30.24
OT30.40
OT30.41



Ottone
Brass

PIANTANA WC
multifunctional toilet stand

B Ø 25 x P 32 x H 92 cm

OT30C.10
OT30C.16
OT30C.17
OT30C.20
OT30C.24
OT30C.40
OT30C.41

Piantane



Ottone
Brass

PIANTANA PORTASALVIETTE
towel stand

B 16 x 24 x P 36 x H 92 cm

OT30B.10
OT30B.16
OT30B.17
OT30B.20
OT30B.24
OT30B.40
OT30B.41



Ottone
Brass

PIANTANA WC
multifunctional toilet stand

B Ø 20 x P 20 x H 62 cm

OT31.10
OT31.16
OT31.17
OT31.20
OT31.24
OT31.40
OT31.41



Accessori

Piantane



Ottone e Acciaio Inox
Brass and Stainless Steel

PIANTANA WC
multifunctional toilet stand

B 11 x 16 x P 16 x H 56 cm

OT31B.10
OT31B.16
OT31B.17
OT31B.20
OT31B.24
OT31B.40
OT31B.41



Ottone
Brass

PIANTANA WC
multifunctional toilet stand

B Ø 20 x P 20 x H 56 cm

OT31C.10
OT31C.16
OT31C.17
OT31C.20
OT31C.24
OT31C.40
OT31C.41



Ottone
Brass

PIANTANA MULTIFUNZIONE
multifunctional toilet stand

B Ø 20 x P 35 x H 77 cm

OT32.10
OT32.16
OT32.17
OT32.20
OT32.24
OT32.40
OT32.41



Ottone
Brass

PIANTANA MULTIFUNZIONE
multifunctional toilet stand

B Ø 20 x P 25 x H 80 cm

OT33.10
OT33.16
OT33.17
OT33.20
OT33.24
OT33.40
OT33.41



Accessori



Ottone
Brass

PIANTANA MULTIFUNZIONE
multifunctional toilet stand

B Ø 20 x P 35 x H 77 cm

OT34.10
OT34.16
OT34.17
OT34.20
OT34.24
OT34.40
OT34.41



Ottone
Brass

PIANTANA PORTASALVIETTE
towel stand

L 42 x P 25 x H 81 cm

RP30.10
RP30.16
RP30.17
RP30.20

Piantane



Ottone
Brass

PIANTANA MULTIFUNZIONE
multifunctional toilet stand

B Ø 20 x P 35 x H 77 cm

OT35.10
OT35.16
OT35.17
OT35.20
OT35.24
OT35.40
OT35.41



Ottone e Acciaio Inox
Brass and Stainless Steel

PIANTANA MULTIFUNZIONE
multifunctional toilet stand

L 30,5 x P 16,5 x H 64,5 cm

RP31.10
RP31.16
RP31.17
RP31.20



Accessori



Ottone
Brass

PIANTANA PORTAROTOLO CON ROTOLI DI RISERVA
spare roll holder with spare rolls

B Ø 15 x H 43 cm

RP32.10
RP32.16
RP32.17
RP32.20



Ottone e Acciaio Inox
Brass and Stainless Steel

PIANTANA PORTASALVIETTE
towel stand

B 16 x 24 x P 29 x H 87 cm

DM30.16
DM30.17

Piantane



Ottone
Brass

PIANTANA PORTASALVIETTE
towel stand

L 50 x P 2 x H 141 cm

RP33.10
RP33.16
RP33.17
RP33.20



Ottone e Acciaio Inox
Brass and Stainless Steel

PIANTANA WC
multifunctional toilet stand

B 11 x 16 x P 16 x H 57 cm

DM31.16
DM31.17



Accessori



Ottone
Brass

PIANTANA PORTASALVIETTE
towel stand

B Ø 25 x P 30 x H 90 cm

EH30.10
EH30.13
EH30.14



Ottone
Brass

PIANTANA MULTIFUNZIONE
multifunctional toilet stand

B Ø 20 x P 30 x H 75 cm

EH32.10
EH32.13
EH32.14

Piantane



Ottone
Brass

PIANTANA WC
multifunctional toilet stand


B Ø 20 x P 20 x H 60 cm

EH31.10
EH31.13
EH31.14

COMPLEMENTI DOCCIA



.10
- cromo
- chrome



.16
- bianco opaco
- matt white




.17
- nero opaco
- matt black




.20
- nichel satinato
- satin nickel



.24
- oro scuro satinato
- satin dark gold



.34
- corian
- corian



.35
- plexiglass
- plexiglass



.41
- titanio satinato
- satin titanium





Accessori

Complementi doccia



Ottone
Brass

GRIGLIA DOCCIA
shower grill

L 25 x P 15 x H 6 cm

UT1.10
UT1.16
UT1.17



Ottone
Brass

GRIGLIA DOCCIA
shower grill

L 25 x P 12 x H 6 cm

UT2.10
UT2.16
UT2.17



Ottone
Brass

GRIGLIA DOCCIA DOPPIA
double shower grill

L 25 x P 15 x H 28 cm

UT3.10
UT3.16
UT3.17

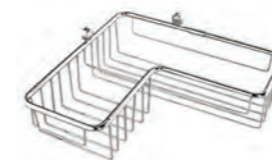


Ottone
Brass

GRIGLIA DOCCIA DOPPIA
double shower grill

L 25 x P 12 x H 28 cm

UT4.10
UT4.16
UT4.17



Ottone
Brass

GRIGLIA DOCCIA ANGOLARE
angular shower grill

L 26 x P 22 x H 7,5 cm

UT5.10
UT5.16
UT5.17



Ottone
Brass

GRIGLIA DOCCIA DOPPIA
double shower grill

L 25 x P 20 x H 65 cm

UT6.10
UT6.16
UT6.17



Accessori

Complementi doccia



Ottone
Brass

GRIGLIA DOCCIA ANGOLARE
angular shower grill

L 20 x P 20 x H 4,5 cm

UT22.10
UT22.16
UT22.17



Ottone
Brass

GRIGLIA DOCCIA
shower grill

L 25 x P 13 x H 4,5 cm

UT21.10
UT21.16
UT21.17



Acciaio Inox
Stainless steel

TIRA ACQUA CON SUPPORTO A PARETE
water pull with wall mount

L 31 x P 5 x H 20 cm

UT100.10
UT100.16
UT100.17
UT100.20
UT100.24



Acciaio Inox
Stainless steel

TIRA ACQUA CON SUPPORTO PER VETRO DOCCIA
water puller with holder for shower glass

L 31 x P 8 x H 26 cm

UT101.10
UT101.16
UT101.17
UT101.20
UT101.24





Accessori

Complementi doccia



Acciaio Inox
Stainless Steel

GRIGLIA DOCCIA
shower grill

L 20 x P 12 x H 2,6 cm

UT8.10
UT8.16
UT8.17
UT8.20
UT8.24
UT8.41



GRIGLIA DOCCIA
shower grill

L 20 x P 11,5 x H 2 cm

UT8.34
UT8.35



Acciaio Inox
Stainless Steel

GRIGLIA DOCCIA
shower grill

L 30 x P 12 x H 2,5 cm

UT9.10
UT9.16
UT9.17
UT9.20
UT9.24
UT9.41



GRIGLIA DOCCIA
shower grill

L 30 x P 11,5 x H 2 cm

UT9.34
UT9.35



Acciaio Inox
Stainless Steel

GRIGLIA DOCCIA ANGOLARE
angular shower grill

L 17,5 x P 17,5 x H 2,5 cm

UT10.10
UT10.16
UT10.17
UT10.20
UT10.24
UT10.41



GRIGLIA DOCCIA ANGOLARE
angular shower grill

L 18 x P 18 x H 2 cm

UT10.34
UT10.35



Acciaio Inox
Stainless Steel

GRIGLIA DOCCIA ANGOLARE
angular shower grill

L 25 x P 20 x H 2 cm

UT11.10
UT11.16
UT11.17
UT11.20
UT11.24
UT11.41



GRIGLIA DOCCIA ANGOLARE
angular shower grill

L 25,5 x P 25,5 x H 2 cm

UT11.34
UT11.35



Ottone e Plexiglass Trasparente
Brass and Plexiglass

GRIGLIA DOCCIA ANGOLARE
angular shower grill

L 16 x P 16 x H 5 cm

UT13.10
UT13.16
UT13.17



Ottone e Plexiglass Trasparente
Brass and Plexiglass

GRIGLIA DOCCIA ANGOLARE
angular shower grill

L 21 x P 21 x H 5 cm

UT14.10
UT14.16
UT14.17



Ottone e Plexiglass Trasparente
Brass and Plexiglass

GRIGLIA DOCCIA ANGOLARE
angular shower grill

L 33 x P 12 x H 5 cm

UT15.10
UT15.16
UT15.17



Accessori



Ottone e Plexiglass Trasparente
Brass and Plexiglass

GRIGLIA DOCCIA
shower grill

L 34 x P 10 x H 5 cm

UT16.10
UT16.16
UT16.17



Ottone e Corian
Brass and Corian

SGABELLO DOCCIA CON SEDUTA CORIAN® BIANCO
corian shower stool

L 30 x P 30 x H 38,5 cm

RP20.10
RP20.16
RP20.17



Ottone
Brass

APPENDIABILI PER BOX DOCCIA CON PROFILO ALLUMINIO
hook

L 2 x P 7 x H 8,5 cm
L 2 x P 7 x H 12,5 cm
L 2 x P 7 x H 16,5 cm

H 8,5	H 12,5	H 16,5
UT52.10	UT51.10	UT50.10
UT52.16	UT51.16	UT50.16
UT52.17	UT51.17	UT50.17
UT52.20	UT51.20	UT50.20
UT52.24	UT51.24	UT50.24
UT52.41	UT51.41	UT50.41

Complementi doccia



Acciaio Inox e Ottone
Stainless Steel and Brass

GRIGLIA DOCCIA DA APPENDERE
hook shower grill

L 20 x P 12 x H 25,5 cm

RP14.10
RP14.16
RP14.17



Ottone e Corian
Brass and Corian

SGABELLO DOCCIA CON SEDUTA CORIAN® BIANCO
corian shower stool

Ø 31 x H 38,5

RP21.10
RP21.16
RP21.17




Ottone
Brass

APPENDIABILI PER VETRO BOX DOCCIA
hook

L 2 x P 4,5 x H 8,5 cm
L 2 x P 4,5 x H 12,5 cm
L 2 x P 4,5 x H 16,5 cm

H 8,5	H 12,5	H 16,5
UT52V.10	UT51V.10	UT50V.10
UT52V.16	UT51V.16	UT50V.16
UT52V.17	UT51V.17	UT50V.17
UT52V.20	UT51V.20	UT50V.20
UT52V.24	UT51V.24	UT50V.24
UT52V.41	UT51V.41	UT50V.41

ACCESSORI DA APPOGGIO



.16
- **bianco opaco**
- matt white



.17
- **nero opaco**
- matt black



.28
- **grigio freddo**
- iced grey



.31
- **carta da zucchero**
- powder blue





Accessori

Accessori da appoggio

Ottone - Brass



DISPENSER
soap dispenser

L 6 x P 8 x H 16 cm
MN3.10



PORTASAPONE
soap dish holder

L 12 x P 12 x H 2,5 cm
MN2.10



BICCHIERE
glass

L 6 x P 6 x H 11,5 cm
MN1.10



DISPENSER
soap dispenser

L 6 x P 8 x H 16 cm
LN3.10



BICCHIERE
glass

L 6 x P 6 x H 11,5 cm
LN1.10



PORTASAPONE
soap dish holder

L 12 x P 12 x H 2,5 cm
LN2.10



Accessori

Accessori da appoggio

Vetro Satinato - Satin Glass

PROGETTO
G R O U P




DISPENSER
soap dispenser

L 6,5 x P 6,5 x H 18 cm
GL13.10



BICCHIERE
glass

L 7 x P 7 x H 10,5 cm
GL11



PORTASAPONE
soap dish holder


L 11 x P 11 x H 2 cm
GL12



DISPENSER
soap dispenser

L 7 x P 8 x H 18,5 cm


AC3.16
AC3.17
AC3.31



PORTASAPONE
soap dish holder

L 11 x P 11 x H 2,5 cm

AC2.16
AC2.17
AC2.31



VASSOIO PORTAOGGETTI
tray for objects

L 24 x P 24 x H 2,5 cm

AC4.16
AC4.17
AC4.31



BICCHIERE
glass

L 11 x P 7 x H 11 cm


AC1.16
AC1.17
AC1.31



PORTAOGGETTI
object vessel

L 24 x P 7 x H 11 cm


AC5.16
AC5.17
AC5.31



PORTASAPONE
soap dish holder

L 15 x P 15 x H 3,5 cm

SC2.16
SC2.17
SC2.28



BICCHIERE
glass

L 10 x P 10 x H 13 cm

SC1.16
SC1.17
SC1.28



DISPENSER
soap dispenser

L 12 x P 13 x H 15 cm

SC3.16
SC3.17
SC3.28



Accessori

Accessori da appoggio

Acriltech - Acriltech

PROGETTO
G R O U P



DISPENSER
soap dispenser

L 8,5 x P 6,5 x H 16,5 cm

ST13.10



BICCHIERE
glass

L 8,5 x P 6,5 x H 11 cm

ST11




PORTASAPONE
soap dish holder

L 14 x P 9,5 x H 2 cm

ST12

PORTABIANCHERIA



Accessori

Portabiancheria Acciaio Inox - Stainless Steel

PROGETTO
GROUP



PORTABIANCHERIA FORATO IN ACCIAIO INOX CON COPERCHIO
laundry box

Ø 30 x H 58 cm
810.10



PORTABIANCHERIA FORATO IN ACCIAIO INOX CON COPERCHIO
laundry box

Ø 35 x H 58 cm
811.10



**PORTABIANCHERIA FORATO IN ACCIAIO INOX CON
COPERCHIO BASCULANTE**

laundry box
Ø 35 x H 58 cm
811B.10



Accessori

Igiene Professionale

Acciaio Inox - Stainless Steel



DISPENSER ASCIUGAMANI DI CARTA INTERCALATA A MURO
towel holder

L 25 x P 13 x H 33 cm

950.10
950.20



DISPENSER A MURO DI CARTA IGIENICA JUMBO Ø 28
toilet paper holder

Ø 30 x P 13,5 cm

952.10
952.20



DISPENSER CARTA IGIENICA A MURO
wall toilet paper dispenser

L 14 x P 12 x H 28 cm

954.10
954.20



DISPENSER SACCHETTI IGIENICI A MURO
wall hygienic bags holder

L 13 x P 4,5 x H 27 cm

956.10
956.20



**PATTUMIERA A MURO IN ACCIAIO INOX
CON CESTELLO PORTASACCO INTERNO**
wall stainless steel dustbin with inside bag holder basket

L 22 x P 14 x H 34 cm

960.10
960.20



DISPENSER SAPONE A MURO
wall soap dispenser

L 11,5 x P 10 x H 26 cm

957.10
957.20

Accessori

Igiene professionale

PROGETTO
G R O U P


Acciaio Inox
Stainless Steel



DISPENSER KLEENEX
tissue box

L 25,5 x P 13 x H 7 cm

940.10
940.20



DISPENSER KLEENEX CUBICO
tissue box

L 13 x P 13 x H 13 cm

942.10
942.20



PATTUMIERA IN ACCIAIO INOX 3 LT
3 lt stainless steel waste bin

Ø 17 x H 26 cm

490.10
490.20



PATTUMIERA IN ACCIAIO INOX 5 LT
5 lt stainless steel waste bin

Ø 21 x H 32 cm

500.10
500.20



PORTAROTOLI IN ACCIAIO INOX
toilet papers holder

Ø 13,5 x H 30 cm

920.10
920.20



GETTACARTA



Accessori

Gettacarta

Acciaio Inox - Stainless Steel

PROGETTO
GROUP



GETTACARTA IN ACCIAIO INOX COPERCHIO BASCULANTE
stainless steel waste bin with swing lid

Ø 25 x H 37 cm
302.10
302.20



GETTACARTA IN ACCIAIO INOX COPERCHIO BASCULANTE
stainless steel waste bin with swing lid

Ø 35 x H 62 cm
560.10
560.20



GETTACARTA IN ACCIAIO INOX COPERCHIO AUTOESTINGUENTE
stainless steel waste bin with self-extinguishing lid

Ø 25 x H 37 cm
302B.20



GETTACARTA IN ACCIAIO INOX COPERCHIO AUTOESTINGUENTE
stainless steel waste bin with self-extinguishing lid

Ø 30 x H 55 cm
303.20



GETTACARTA FORATO IN ACCIAIO INOX
stainless steel drilled wastepaper

Ø 30 x H 55 cm
303F.10



GETTACARTA FORATO IN ACCIAIO INOX
stainless steel drilled wastepaper

Ø 25 x H 37 cm
302F.10

Accessori

Gettacarta

Acciaio Inox - Stainless Steel

PROGETTO
G R O U P



GETTACARTA IN ACCIAIO INOX
stainless steel wastepaper

Ø 30 x H 55 cm

303P.10
303P.20



GETTACARTA IN ACCIAIO INOX
stainless steel wastepaper

Ø 25 x H 37 cm

302P.10
302P.20



GETTACARTA IN ACCIAIO INOX
stainless steel wastepaper

Ø 20 x H 33 cm

301P.10
301P.20



GETTACARTA IN ACCIAIO INOX
stainless steel wastepaper

L 20 x P 20 x H 32 cm

401.20




GETTACARTA IN ACCIAIO INOX
stainless steel wastepaper

L 24 x P 24 x H 39 cm

402.20

RICAMBI




FLAKE	POWER, HOT, STRIP, XO, ENGLISH		CUBIC	MAXIM, CUBIC, DALMATA	
-------	--------------------------------	--	-------	-----------------------	--




FLAKE	POWER, HOT, ENGLISH		CUBIC	MAXIM, CUBIC, DALMATA	
-------	---------------------	--	-------	-----------------------	--



FLAKE	POWER, HOT, STRIP, XO, ENGLISH		CUBIC	MAXIM, CUBIC, DALMATA	
-------	--------------------------------	--	-------	-----------------------	--



ROCK, TWIST	ROCK, TWIST	ROCK, TWIST	CUBIC
-------------	-------------	-------------	-------



POWER	HOT	LADY	LORD
-------	-----	------	------



P.01.10 P.01.13 P.01.14 P.01.16 P.01.17 P.01.20 P.01.24 P.01.40 P.01.41 P.01.42		P.03.10 P.03.16 P.03.17	
--	--	-------------------------------	--

DALMATA, HOT, CLASSIC, CUBIC	CUBIC
------------------------------	-------



S.01.10 S.01.16 S.01.17 S.01.20 S.01.24 S.01.40 S.01.41 S.01.42	S.02.10 S.02.16 S.02.17 S.02.20 S.02.24 S.02.40 S.02.41 S.02.42	S.02EKO.10 S.02EKO.16 S.02EKO.17 S.02EKO.20 S.02EKO.24 S.02EKO.40 S.02EKO.41 S.02EKO.42	S.09.10 S.09.20 S.09.40 S.09.41 S.09.42
--	--	--	---

POWER, HOT, TWIST	ROCK, CUBIC	CUBIC, DALMATA	LADY
-------------------	-------------	----------------	------



S.10.10 S.10.20 S.10.40 S.10.41 S.10.42	S.11.16 S.11.17	S.12.10 S.12.13 S.12.14	S.13.13 S.13.14 S.13.20 S.13.40
---	--------------------	-------------------------------	--

LORD	XO	ENGLISH	FLAKE
------	----	---------	-------



UNIVERSALE

(Specchi e accessori per bagno – Edizione 2024)

1. PREZZI E PAGAMENTI

- I prezzi sono in € (Euro), IVA esclusa, e possono essere modificati con preavviso.
- Modalità di pagamento in fattura vincolanti. Ritardi comportano interessi di mora (tasso ufficiale +5%).

2. ORDINI E CONSEGNE

- Ordini soggetti ad approvazione. Modifiche/annullamenti: conferma scritta entro 48 ore.
- Tempi di consegna indicativi. Ritardi per forza maggiore non danno diritto a risarcimenti.

3. TRASPORTO E GESTIONE DANNI

- Spedizioni a rischio del cliente (art. 1510 C.C.).
- Danni durante il trasporto:
 - Contestare entro 24 ore dalla consegna (con foto + rapporto del corriere).
 - Sostituzione gratuita se lo specchio è frantumato (danno evidente).
- Danni post-consegna:
 - Rotture da mancato uso dei parasigoli forniti: nessun rimborso/sostituzione.
 - Reclami accettati solo con documentazione fotografica entro 8 giorni lavorativi.

4. GARANZIA E MANUTENZIONE

Specchi ecologici (senza piombo/rame/vernici solventi):

- Manutenzione obbligatoria:
 - Asciugare bordi e superficie dopo ogni doccia (previene ossidazione).
 - Pulire solo con prodotti specifici per specchi utilizzando un panno morbido (no acidi, alcool, abrasivi).
- Garanzia 5 anni sull'argentatura: Annullata se non si seguono le istruzioni di manutenzione.

Accessori da bagno (cromatura):

- Garanzia 5 anni sulla cromatura:
 - Pulizia con panno morbido + acqua/sapone neutro (no prodotti chimici aggressivi).

Altri prodotti:

- Garanzia 2 anni (direttiva 1999/44/CE).

5. RESI E RECLAMI

- Resi autorizzati solo entro 8 giorni lavorativi (con autorizzazione scritta).
- Penale del 20% se manca riferimento alla fattura originale.
- Nessun reso per:
 - Specchi rotti per colpa del cliente (es. appoggio senza parasigoli).
 - Contestazione oltre i tempi stabiliti
 - Prodotti con manutenzione errata (es. uso di acidi).

6. PULIZIA E CONSERVAZIONE

- Specchi:
 - Evitare vapori aggressivi (es. stufe vicine).
 - Non graffiare con spugne abrasive.
 - Utilizzare soltanto prodotti specifici per specchi.
- Accessori metallici:
 - Asciugare immediatamente dopo la pulizia.

7. FORO COMPETENTE

- Controversie: Tribunale di Siena.

1. PRICES AND PAYMENTS

- Prices are in € (Euro), excluding VAT, and may be changed with prior notice.
- Payment terms on invoices are binding. Late payments will incur penalty interest (official rate +5%).

2. ORDERS AND DELIVERIES

- Orders are subject to approval. Modifications/cancellations require written confirmation within 48 hours.
- Delivery times are estimates. Delays due to force majeure do not entitle to compensation.

3. SHIPPING AND DAMAGE MANAGEMENT

- Shipments travel at customer's risk (Art. 1510 Italian Civil Code).
- Transport damages:
 - Must be reported within 24 hours of delivery (with photos + carrier report).
 - Free replacement if mirror is shattered (obvious damage).
- Post-delivery damages:
 - Breakage due to failure to use provided edge protectors: no refund/replacement.
 - Claims accepted only with photographic documentation within 8 working days.

4. WARRANTY AND MAINTENANCE

Eco-friendly mirrors (lead/copper/solvent-free):

- Mandatory maintenance:
 - Dry edges and surface after each shower (prevents oxidation).
 - Clean only with specific mirror cleaning products using a soft cloth (no acids, alcohol, abrasives).
- 5-year silvering warranty: Void if maintenance instructions are not followed.

Bathroom accessories (chrome-plated):

- 5-year chrome warranty:
 - Clean with soft cloth + neutral soap/water (no aggressive chemical products).

Other products:

- 2-year warranty (Directive 1999/44/EC).

5. RETURNS AND CLAIMS

- Returns authorized only within 8 working days (with written approval).
- 20% penalty if original invoice reference is missing.
- No returns for:
 - Mirrors broken due to customer fault (e.g., placement without edge protectors).
 - Claims submitted after established deadlines.
 - Products with improper maintenance (e.g., use of acids).

6. CLEANING AND CARE

- Mirrors:
 - Avoid exposure to aggressive vapors (e.g., nearby heaters).
 - Do not scratch with abrasive sponges.
 - Use only specific mirror cleaning products.
- Metal accessories:
 - Dry immediately after cleaning.

7. COMPETENT COURT

- Disputes: Court of Siena has jurisdiction.

PROGETTO
G R O U P

Strada Provinciale Colligiana, 40, 53035
Monteriggioni SI
0577 304902

info@progetto-group.it progetto-group.it